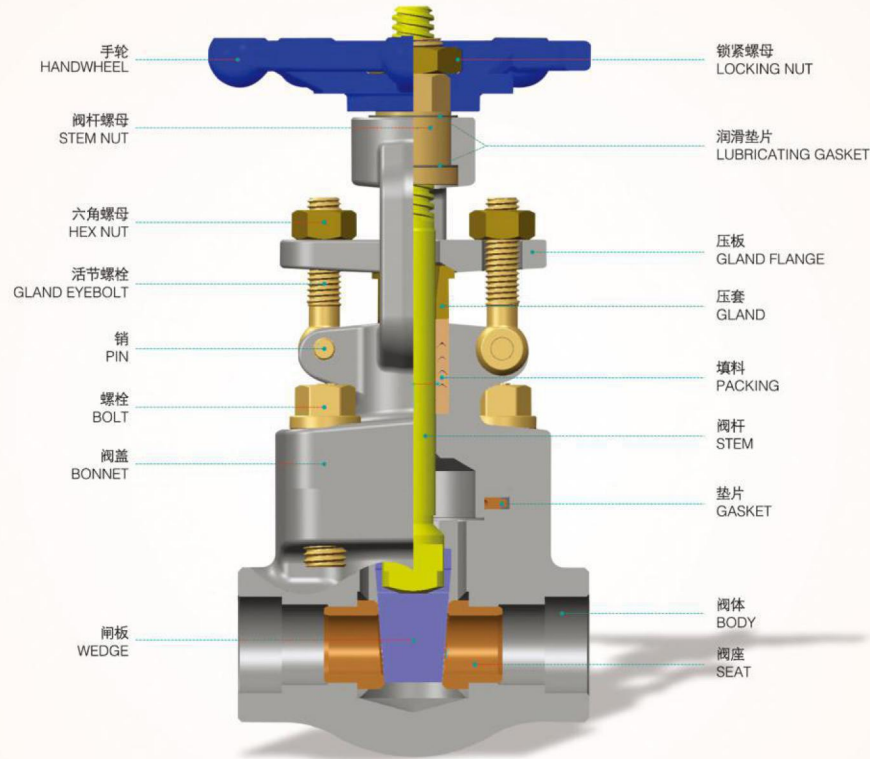


闸阀 Gate Valve



德沃斯锻钢闸阀有三种闸盖设计形式：

- (1) 螺栓式闸盖，其闸体与闸盖用螺栓连接，缠绕式垫片（F304夹柔性石墨制造）或采用金属环连接密封；
- (2) 焊接式闸盖，其闸体与闸盖用螺栓连接，全焊密封；
- (3) 压力自紧式闸盖，其闸体与闸盖用螺栓连接，内压自密封环密封。

Dervos forged steel gate valve is available in three kinds of bonnet design:

- (1) Bolted Bonnet: The body and bonnet is connected by bolts with spiral wound gasket (304+graphite) or metal rings sealed;
- (2) Welded Bonnet: The body and bonnet is screwed and sealed by welding;
- (3) Pressure Sealed Bonnet: The body and bonnet is screwed and sealed by inside pressure self-sealed ring.

DERVOS

厦门德沃斯阀门科技股份有限公司
Xiamen Dervos Valves Industry Co., Ltd.



ExonMobil's Forged Valve Supplier
埃克森美孚锻钢闸阀供应商

FORGED STEEL GATE VALVE – Outside Screw & Yoke, Bolted Bonnet

锻钢闸阀 – 明杆支架，闸盖螺栓连接



材料标准 STANDARD MATERIALS

零件名称 PART NAMES	材料 MATERIALS
闸体 BODY	注释 NOTE①
闸盖 BONNET	注释 NOTE①
闸座 SEAT	ASTM A276 410+HF
闸板 WEDGE	ASTM A276 420
闸杆 STEM	ASTM A276 410
垫片 GASKET	304+GRAPHITE
手轮 HANDWHEEL	ASTM A197
填料 PACKING	GRAPHITE
压套 GLAND	ASTM A276 410

注释NOTE: ① A105; LF2; F5; F11; F22; F304(L); F316(L); F347; F321; F51; F55; Inconel; Monel; Hastelloy, etc.

技术参数 SPECIFICATIONS

- (1) 设计制造标准 Design & Manufacture Conform to: API 602, BS5352, ASME B16.34/B16.11/B1.20.1/B16.25
- (2) 阀门尺寸 Valve Size: 1/2"–4" (3) 应用等级 Applicable Rating: Class 150LB ~ 1500LB
- (4) 温度等级 Temperature Rating: Up to 500°C
- (5) 结构特征 Structure Features:

- ★连接端类型 End Connection: 螺纹, 承插焊或对焊连接端 Threaded, Socket-Welded or Butt-Welded
- ★明杆支架, 闸盖螺栓连接 Outside Screw & Yoke, Bolted Bonnet
- ★缩径 / 全径 Reduce Bore / Full Bore
- ★升杆式 / 非上升手轮 Rising Stem / Non-Rising Handwheel



压力试验 (A105) PRESSURE TEST (A105)				
等级 CLASS	壳体 SHELL (psig)		闸座 SEAT (psig)	
	水 WATER	上密封 BACKSEAT (psig) 水 WATER	空气 AIR	水 WATER
150LB	450	325	90	-
300LB	1125	825		-
600LB	2225	1650		-
800LB	2975	2175		-
900LB	3350	2450		-
1500LB	5575	4100	-	-

FORGED STEEL GATE VALVE – Outside Screw & Yoke, Welded Bonnet

锻钢闸阀 – 明杆支架，闸盖焊接连接



材料标准 STANDARD MATERIALS

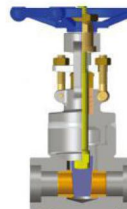
零件名称 PART NAMES	材料 MATERIALS
闸体 BODY	注释 NOTE①
闸盖 BONNET	注释 NOTE①
闸座 SEAT	ASTM A276 410+HF
闸板 WEDGE	ASTM A276 420
闸杆 STEM	ASTM A276 410
手轮 HANDWHEEL	ASTM A197
填料 PACKING	GRAPHITE
压套 GLAND	ASTM A276 410

注释NOTE: ① A105; LF2; F5; F11; F22; F304(L); F316(L); F347; F321; F51; F55; Inconel; Monel; Hastelloy, etc.

技术参数 SPECIFICATIONS

- (1) 设计制造标准 Design & Manufacture Conform to: API 602, BS5352, ASME B16.34/B16.11/B1.20.1/B16.25
- (2) 阀门尺寸 Valve Size: 1/2"–4" (3) 应用等级 Applicable Rating: Class 150LB ~ 2500LB
- (4) 温度等级 Temperature Rating: Up to 500°C
- (5) 结构特征 Structure Features:

- ★连接端类型 End Connection: 螺纹, 承插焊或对焊连接端 Threaded, Socket-Welded or Butt-Welded
- ★明杆支架, 闸盖焊接连接 Outside Screw & Yoke, Welded Bonnet
- ★缩径 / 全径 Reduce Bore / Full Bore
- ★升杆式 / 非上升手轮 Rising Stem / Non-Rising Handwheel



压力试验 (A105) PRESSURE TEST (A105)				
等级 CLASS	壳体 SHELL (psig)		闸座 SEAT (psig)	
	水 WATER	上密封 BACKSEAT (psig) 水 WATER	空气 AIR	水 WATER
150LB	450	325	90	-
300LB	1125	825		-
600LB	2225	1650		-
800LB	2975	2175		-
900LB	3350	2450		-
1500LB	5575	4100	-	-
2500LB	9275	6800	-	6800

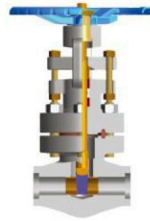
FORGED STEEL GATE VALVE – Outside Screw & Yoke, Bolted Bonnet
锻钢闸阀 – 明杆支架, 阀盖螺栓连接



材料标准 STANDARD MATERIALS

零件名称 PART NAMES	材料 MATERIALS
阀体 BODY	注释 NOTE①
阀盖 BONNET	注释 NOTE①
阀座 SEAT	ASTM A276 410+HF
闸板 WEDGE	ASTM A276 420
阀杆 STEM	ASTM A276 410
环垫 R-RING	304 SS
手轮 HANDWHEEL	ASTM A197
填料 PACKING	GRAPHITE
压套 GLAND	ASTM A276 410

注释NOTE: ① A105, LF2, F5, F11, F22, F304(L), F316(L), F347, F321, F51, F55; Inconel, Monel, Hastelloy, etc.



技术参数 SPECIFICATIONS

- 设计制造标准 Design & Manufacture Conform to: API 602, BS5352, ASME B16.34/B16.11/B1.20.1/B16.25
- 阀门尺寸 Valve Size: 1/2"–4" (3) 应用等级 Applicable Rating: Class 1500LB ~ 2500LB
- 温度等级 Temperature Rating: Up to 500°C
- 结构特征 Structure Features:
 - ★ 连接端类型 End Connection: 螺纹, 承插焊或对焊连接端 Threaded, Socket-Welded or Butt-Welded
 - ★ 明杆支架, 阀盖螺栓连接 Outside Screw & Yoke, Bolted Bonnet
 - ★ 缩径 / 全径 Reduce Bore / Full Bore
 - ★ 升杆式 / 非上升手轮 Rising Stem / Non-Rising Handwheel

压力试验 (A105)
PRESSURE TEST (A105)

磅级 CLASS	壳体 SHELL (psig)		上密封 BACKSEAT (psig)		阀座 SEAT (psig)	
	水 WATER	水 WATER	水 WATER	空气 AIR	水 WATER	水 WATER
1500LB	5575	4100	90	-	-	-
2500LB	9275	6800	-	6800	-	-

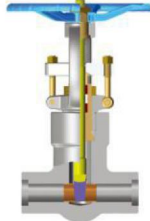
FORGED STEEL GATE VALVE – Outside Screw & Yoke, Pressure-Seal Bonnet
锻钢闸阀 – 明杆支架, 压力自紧式密封阀盖



材料标准 STANDARD MATERIALS

零件名称 PART NAMES	材料 MATERIALS
阀体 BODY	注释 NOTE①
阀盖 BONNET	注释 NOTE①
阀座 SEAT	ASTM A276 410+HF
闸板 WEDGE	ASTM A276 420
阀杆 STEM	ASTM A276 410
自密封座 P.S SEAT	304 SS
手轮 HANDWHEEL	ASTM A197
填料 PACKING	GRAPHITE
压套 GLAND	ASTM A276 410

注释NOTE: ① A105, LF2, F5, F11, F22, F304(L), F316(L), F347, F321, F51, F55; Inconel, Monel, Hastelloy, etc.



技术参数 SPECIFICATIONS

- 设计制造标准 Design & Manufacture Conform to: API 602, BS5352, ASME B16.34/B16.11/B1.20.1/B16.25
- 阀门尺寸 Valve Size: 1/2"–4" (3) 应用等级 Applicable Rating: Class 1500LB ~ 2500LB
- 温度等级 Temperature Rating: Up to 500°C
- 结构特征 Structure Features:
 - ★ 连接端类型 End Connection: 螺纹, 承插焊或对焊连接端 Threaded, Socket-Welded or Butt-Welded
 - ★ 明杆支架, 压力自紧式密封阀盖 Outside Screw & Yoke, Pressure-Seal Bonnet
 - ★ 缩径 / 全径 Reduce Bore / Full Bore
 - ★ 升杆式 / 非上升手轮 Rising Stem / Non-Rising Handwheel

压力试验 (A105)
PRESSURE TEST (A105)

磅级 CLASS	壳体 SHELL (psig)		上密封 BACKSEAT (psig)		阀座 SEAT (psig)	
	水 WATER	水 WATER	水 WATER	空气 AIR	水 WATER	水 WATER
1500LB	5575	4100	90	-	-	-
2500LB	9275	6800	-	6800	-	-

FORGED STEEL FLANGED GATE VALVE – Outside Screw & Yoke, Bolted Bonnet
锻钢法兰连接闸阀 – 明杆支架, 阀盖螺栓连接



材料标准 STANDARD MATERIALS

零件名称 PART NAMES	材料 MATERIALS
阀体 BODY	注释 NOTE①
阀盖 BONNET	注释 NOTE①
阀座 SEAT	ASTM A276 410+HF
闸板 WEDGE	ASTM A276 420
阀杆 STEM	ASTM A276 410
垫片 GASKET	304+GRAPHITE
手轮 HANDWHEEL	ASTM A197
填料 PACKING	GRAPHITE
压套 GLAND	ASTM A276 410

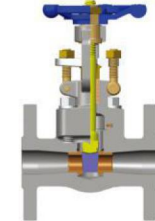
注释NOTE: ① A105, LF2, F5, F11, F22, F304(L), F316(L), F347, F321, F51, F55; Inconel, Monel, Hastelloy, etc.

技术参数 SPECIFICATIONS

- 设计制造标准 Design & Manufacture Conform to: API 602, BS5352, ASME B16.34/B16.15
- 阀门尺寸 Valve Size: 1/2"–4" (3) 应用等级 Applicable Rating: Class 150LB ~ 1500LB
- 温度等级 Temperature Rating: Up to 500°C
- 结构特征 Structure Features:
 - ★ 连接端类型 End Connection: 法兰连接端 Flanged Type
 - ★ 明杆支架, 阀盖螺栓连接 Outside Screw & Yoke, Bolted Bonnet
 - ★ 缩径 Reduce Bore
 - ★ 升杆式 / 非上升手轮 Rising Stem / Non-Rising Handwheel

压力试验 (A105)
PRESSURE TEST (A105)

磅级 CLASS	壳体 SHELL (psig)		上密封 BACKSEAT (psig)		阀座 SEAT (psig)	
	水 WATER	水 WATER	水 WATER	空气 AIR	水 WATER	水 WATER
150LB	450	325	-	-	-	-
300LB	1125	825	-	-	-	-
600LB	2225	1650	90	-	-	-
800LB	2975	2175	-	-	-	-
900LB	3350	2450	-	-	-	-
1500LB	5575	4100	-	-	-	-



FORGED STEEL FLANGED GATE VALVE – Outside Screw & Yoke, Bolted Bonnet
锻钢法兰连接闸阀 – 明杆支架, 阀盖螺栓连接



材料标准 STANDARD MATERIALS

零件名称 PART NAMES	材料 MATERIALS
阀体 BODY	注释 NOTE①
阀盖 BONNET	注释 NOTE①
阀座 SEAT	ASTM A276 410+HF
闸板 WEDGE	ASTM A276 420
阀杆 STEM	ASTM A276 410
垫片 GASKET	304+GRAPHITE
手轮 HANDWHEEL	ASTM A197
填料 PACKING	GRAPHITE
压套 GLAND	ASTM A276 410

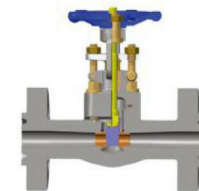
注释NOTE: ① A105, LF2, F5, F11, F22, F304(L), F316(L), F347, F321, F51, F55; Inconel, Monel, Hastelloy, etc.

技术参数 SPECIFICATIONS

- 设计制造标准 Design & Manufacture Conform to: API 602, BS5352, ASME B16.34/B16.15
- 阀门尺寸 Valve Size: 1/2"–4" (3) 应用等级 Applicable Rating: Class 150LB ~ 1500LB
- 温度等级 Temperature Rating: Up to 500°C
- 结构特征 Structure Features:
 - ★ 连接端类型 End Connection: 法兰连接端 Flanged Type
 - ★ 明杆支架, 阀盖螺栓连接 Outside Screw & Yoke, Bolted Bonnet
 - ★ 缩径 Reduce Bore
 - ★ 升杆式 / 非上升手轮 Rising Stem / Non-Rising Handwheel

压力试验 (A105)
PRESSURE TEST (A105)

磅级 CLASS	壳体 SHELL (psig)		上密封 BACKSEAT (psig)		阀座 SEAT (psig)	
	水 WATER	水 WATER	水 WATER	空气 AIR	水 WATER	水 WATER
150LB	450	325	-	-	-	-
300LB	1125	825	-	-	-	-
600LB	2225	1650	90	-	-	-
800LB	2975	2175	-	-	-	-
900LB	3350	2450	-	-	-	-
1500LB	5575	4100	-	-	-	-



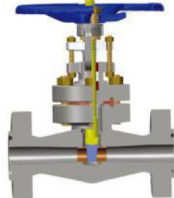
FORGED STEEL FLANGED GATE VALVE – Outside Screw & Yoke, Bolted Bonnet
锻钢法兰连接闸阀 – 明杆支架, 阀盖螺栓连接

材料标准 STANDARD MATERIALS



零件名称 PART NAMES	材料 MATERIALS
阀体 BODY	注释 NOTE①
阀盖 BONNET	注释 NOTE①
阀座 SEAT	ASTM A276 410+HF
闸板 WEDGE	ASTM A276 420
阀杆 STEM	ASTM A276 410
环垫 R-RING	304 SS
手轮 HANDWHEEL	ASTM A197
填料 PACKING	GRAPHITE
压套 GLAND	ASTM A276 410

注释NOTE: ① A105; LF2; F5; F11; F22; F304(L); F316(L); F347; F321; F51; F55; Inconel; Monel; Hastelloy, etc.



压力试验 (A105) PRESSURE TEST (A105)				
等级 CLASS	壳体 SHELL (psig)	上密封 BACKSEAT (psig)	阀座 SEAT (psig)	
	水 WATER	水 WATER	空气 AIR	水 WATER
1500LB	5575	4100	90	-
2500LB	9275	6800	-	6800

技术参数 SPECIFICATIONS

- 设计制造标准 Design & Manufacture Conform to: API 602, BS5352, ASME B16.34/B16.5
- 阀门尺寸 Valve Size: 1/2"-4" (3) 应用等级 Applicable Rating: Class 1500LB ~ 2500LB
- 温度等级 Temperature Rating: Up to 500°C
- 结构特征 Structure Features:
 - ★ 连接端类型 End Connection: 法兰连接端 Flanged Type
 - ★ 明杆支架, 阀盖螺栓连接 Outside Screw & Yoke, Bolted Bonnet
 - ★ 缩径 Reduce Bore
 - ★ 升杆式 / 非上升手轮 Rising Stem / Non-Rising Handwheel

FORGED STEEL FLANGED CRYOGENIC GATE VALVE – Outside Screw & Yoke, Bolted Bonnet
锻钢法兰连接低温闸阀 – 明杆支架, 阀盖螺栓连接

材料标准 STANDARD MATERIALS



零件名称 PART NAMES	材料 MATERIALS
阀体 BODY	注释 NOTE①
阀盖 BONNET	注释 NOTE①
阀座 SEAT	ASTM A276 304(L)/316(L)+HF
闸板 WEDGE	ASTM A276 304(L)/316(L)
阀杆 STEM	ASTM A276 304(L)/316(L)
垫片 GASKET	304+GRAPHITE
手轮 HANDWHEEL	ASTM A197
填料 PACKING	GRAPHITE
压套 GLAND	ASTM A276 304(L)/316(L)

注释NOTE: ① F304(L); F316(L).



技术参数 SPECIFICATIONS

- 设计制造标准 Design & Manufacture Conform to: API 602, BS6364, MSS SP-134, ASME B16.34/B16.5
- 阀门尺寸 Valve Size: 1/2"-4" (3) 应用等级 Applicable Rating: Class 150LB ~ 1500LB
- 温度等级 Temperature Rating: Down to -196°C
- 结构特征 Structure Features:
 - ★ 连接端类型 End Connection: 法兰连接端 Flanged Type
 - ★ 加长盖 Long Extended Bonnet
 - ★ 操作: 手轮 Actuator: Handwheel
 - ★ 卸压设计 [压力平衡设计] Pressure Relief Design (Pressure Balance Design)
 - ★ 防火 / 抗静电设计 Fire Safety / Anti-static Design
 - ★ 非上升手轮 Non-Rising Handwheel

FORGED STEEL CRYOGENIC GATE VALVE – Outside Screw & Yoke, Bolted Bonnet
锻钢低温闸阀 – 明杆支架, 阀盖螺栓连接

材料标准 STANDARD MATERIALS



零件名称 PART NAMES	材料 MATERIALS
阀体 BODY	注释 NOTE①
阀盖 BONNET	注释 NOTE①
阀座 SEAT	ASTM A276 304(L)/316(L)+HF
闸板 WEDGE	ASTM A276 304(L)/316(L)
阀杆 STEM	ASTM A276 304(L)/316(L)
垫片 GASKET	304+GRAPHITE
手轮 HANDWHEEL	ASTM A197
填料 PACKING	GRAPHITE
压套 GLAND	ASTM A276 304(L)/316(L)

注释NOTE: ① F304(L); F316(L).



技术参数 SPECIFICATIONS

- 设计制造标准 Design & Manufacture Conform to: API 602, BS6364, MSS SP-134, ASME B16.34/B16.11/B1.20.1/B16.25
- 阀门尺寸 Valve Size: 1/2"-4" (3) 应用等级 Applicable Rating: Class 150LB ~ 1500LB
- 温度等级 Temperature Rating: Down to -196°C
- 结构特征 Structure Features:
 - ★ 连接端类型 End Connection: 螺纹, 承插焊或对焊连接端 Threaded, Socket-Welded or Butt-Welded
 - ★ 加长盖 Long Extended Bonnet
 - ★ 操作: 手轮 Actuator: Handwheel
 - ★ 卸压设计 [压力平衡设计] Pressure Relief Design (Pressure Balance Design)
 - ★ 防火 / 抗静电设计 Fire Safety / Anti-static Design
 - ★ 非上升手轮 Non-Rising Handwheel

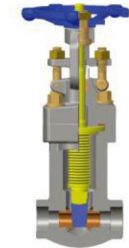
FORGED STEEL BELLOWS GATE VALVE – Outside Screw & Yoke, Bolted Bonnet
锻钢波纹管闸阀 – 明杆支架, 阀盖螺栓连接

材料标准 STANDARD MATERIALS



零件名称 PART NAMES	材料 MATERIALS
阀体 BODY	注释 NOTE①
阀盖 BONNET	注释 NOTE①
阀座 SEAT	ASTM A276 410+HF
闸板 WEDGE	ASTM A276 420
阀杆 STEM	ASTM A276 410
垫片 GASKET	304+GRAPHITE
手轮 HANDWHEEL	ASTM A197
填料 PACKING	GRAPHITE
压套 GLAND	ASTM A276 410
波纹管 BELLOWS	ASTM A240 316

注释NOTE: ① A105; LF2; F5; F11; F22; F304(L); F316(L); F347; F321; F51; F55; Inconel; Monel; Hastelloy, etc.



技术参数 SPECIFICATIONS

- 设计制造标准 Design & Manufacture Conform to: API 602, MSS-SP 117, ASME B16.34/B16.11/B1.20.1/B16.25
- 阀门尺寸 Valve Size: 1/2"-4" (3) 应用等级 Applicable Rating: Class 150LB ~ 800LB
- 温度等级 Temperature Rating: Up to 500°C
- 波纹管测试压力 Bellows Test Pressure: 80 psig
- 结构特征 Structure Features:
 - ★ 连接端类型 End Connection: 螺纹, 承插焊或对焊连接端 Threaded, Socket-Welded or Butt-Welded
 - ★ 明杆支架, 阀盖螺栓连接 Outside Screw & Yoke, Bolted Bonnet
 - ★ 缩径 Reduce Bore
 - ★ 升杆式 / 非上升手轮 Rising Stem / Non-Rising Handwheel

FORGED STEEL BELLOWS GATE VALVE – Outside Screw & Yoke, Bolted Bonnet
锻钢波纹管闸阀 – 明杆支架, 阀盖螺栓连接



材料标准 STANDARD MATERIALS

零件名称 PART NAMES	材料 MATERIALS
阀体 BODY	注释 NOTE①
阀盖 BONNET	注释 NOTE①
阀座 SEAT	ASTM A276 410+HF
闸板 WEDGE	ASTM A276 420
阀杆 STEM	ASTM A276 410
手轮 HANDWHEEL	ASTM A197
填料 PACKING	GRAPHITE
压套 GLAND	ASTM A276 410
波纹管 BELLOWS	ASTM A240 316

注释NOTE: ① A105; LF2; F5; F11; F22; F304(L); F316(L); F347; F321; F51; F55; Inconel; Monel; Hastelloy, etc.



技术参数 SPECIFICATIONS

- 设计制造标准 Design & Manufacture Conform to: API 602, MSS-SP 117, ASME B16.34/B16.11/B1.20.1/B16.25
- 阀门尺寸 Valve Size: 1/2"-4"
- 应用等级 Applicable Rating: Class 150LB ~ 800LB
- 温度等级 Temperature Rating: Up to 500°C
- 波纹管测试压力 Bellows Test Pressure: 80 psig

(6) 结构特征 Structure Features:

- ★ 连接端类型 End Connection: 螺纹, 承插焊或对焊连接端 Threaded, Socket-Welded or Butt-Welded
- ★ 明杆支架, 阀盖螺栓连接 Outside Screw & Yoke, Bolted Bonnet
- ★ 缩径 Reduce Bore
- ★ 升杆式 / 非上升手轮 Rising Stem / Non-Rising Handwheel

FORGED STEEL FLANGED BELLOWS GATE VALVE – Outside Screw & Yoke, Bolted Bonnet
锻钢法兰连接波纹管闸阀 – 明杆支架, 阀盖螺栓连接



材料标准 STANDARD MATERIALS

零件名称 PART NAMES	材料 MATERIALS
阀体 BODY	注释 NOTE①
阀盖 BONNET	注释 NOTE①
阀座 SEAT	ASTM A276 410+HF
闸板 WEDGE	ASTM A276 420
阀杆 STEM	ASTM A276 410
垫片 GASKET	304+GRAPHITE
手轮 HANDWHEEL	ASTM A197
填料 PACKING	GRAPHITE
压套 GLAND	ASTM A276 410
波纹管 BELLOWS	ASTM A240 316

注释NOTE: ① A105; LF2; F5; F11; F22; F304(L); F316(L); F347; F321; F51; F55; Inconel; Monel; Hastelloy, etc.



技术参数 SPECIFICATIONS

- 设计制造标准 Design & Manufacture Conform to: API 602, MSS-SP 117, ASME B16.34/B16.5
- 阀门尺寸 Valve Size: 1/2"-4"
- 应用等级 Applicable Rating: Class 150LB ~ 600LB
- 温度等级 Temperature Rating: Up to 500°C
- 波纹管测试压力 Bellows Test Pressure: 80 psig

(6) 结构特征 Structure Features:

- ★ 连接端类型 End Connection: 法兰连接端 Flanged Type
- ★ 明杆支架, 阀盖螺栓连接 Outside Screw & Yoke, Bolted Bonnet
- ★ 缩径 Reduce Bore
- ★ 升杆式 / 非上升手轮 Rising Stem / Non-Rising Handwheel


FORGED STEEL EXTENDED GATE VALVE – Outside Screw & Yoke, Bolted Bonnet
锻钢延长端闸阀 – 明杆支架, 阀盖螺栓连接



材料标准 STANDARD MATERIALS

零件名称 PART NAMES	材料 MATERIALS
阀体 BODY	注释 NOTE①
阀盖 BONNET	注释 NOTE①
阀座 SEAT	ASTM A276 410+HF
闸板 WEDGE	ASTM A276 420
阀杆 STEM	ASTM A276 410
垫片 GASKET	304+GRAPHITE
手轮 HANDWHEEL	ASTM A197
填料 PACKING	GRAPHITE
压套 GLAND	ASTM A276 410

注释NOTE: ① A105; LF2; F5; F11; F22; F304(L); F316(L); F347; F321; F51; F55; Inconel; Monel; Hastelloy, etc.



技术参数 SPECIFICATIONS

- 设计制造标准 Design & Manufacture Conform to: API 602, API 606, ASME B16.34/B16.11/B1.20.1
- 阀门尺寸 Valve Size: 1/2"-4"
- 应用等级 Applicable Rating: Class 800LB ~ 1500LB
- 温度等级 Temperature Rating: Up to 500°C
- 结构特征 Structure Features:

- ★ 连接端类型 End Connection: 螺纹或承插焊连接端 Threaded or Socket-Welded Type
- ★ 明杆支架, 阀盖螺栓连接 Outside Screw & Yoke, Bolted Bonnet
- ★ 缩径 / 全径 Reduce Bore / Full Bore
- ★ 升杆式 / 非上升手轮 Rising Stem / Non-Rising Handwheel

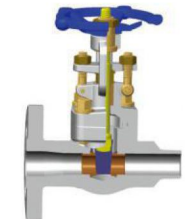
FORGED STEEL RELEASING MEDIA VALVE – Outside Screw & Yoke, Bolted Bonnet
锻钢放空导淋阀 – 明杆支架, 阀盖螺栓连接



材料标准 STANDARD MATERIALS

零件名称 PART NAMES	材料 MATERIALS
阀体 BODY	注释 NOTE①
阀盖 BONNET	注释 NOTE①
阀座 SEAT	ASTM A276 410+HF
闸板 WEDGE	ASTM A276 420
阀杆 STEM	ASTM A276 410
垫片 GASKET	304+GRAPHITE
手轮 HANDWHEEL	ASTM A197
填料 PACKING	GRAPHITE
压套 GLAND	ASTM A276 410

注释NOTE: ① A105; LF2; F5; F11; F22; F304(L); F316(L); F347; F321; F51; F55; Inconel; Monel; Hastelloy, etc.

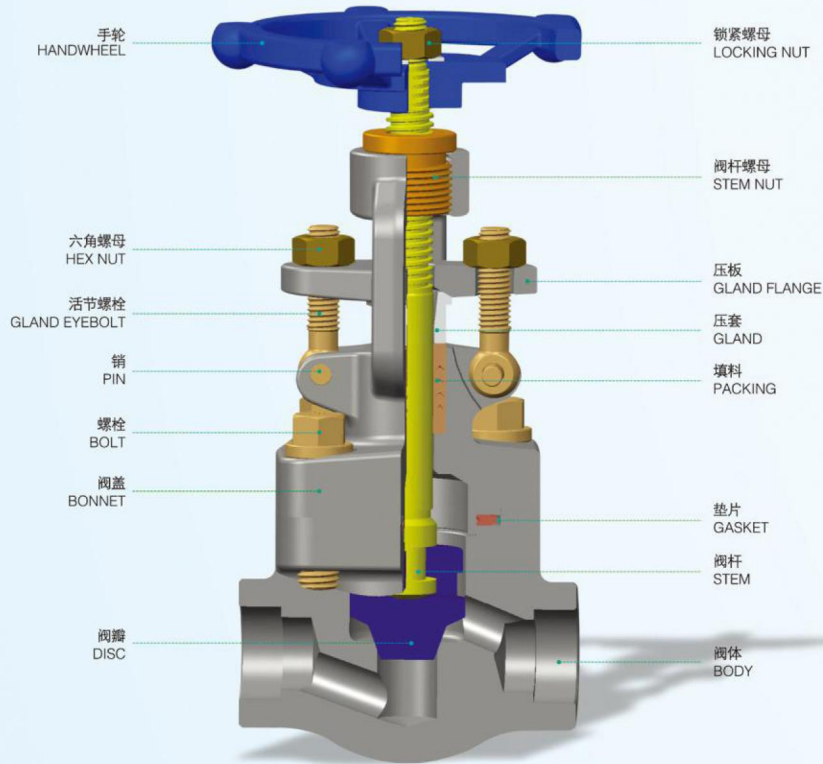


技术参数 SPECIFICATIONS

- 设计制造标准 Design & Manufacture Conform to: API 602, ASME B16.34/B16.11/B1.20.1/B16.5
- 阀门尺寸 Valve Size: 1/2"-4"
- 应用等级 Applicable Rating: Class 800LB ~ 1500LB
- 温度等级 Temperature Rating: Up to 500°C
- 结构特征 Structure Features:

- ★ 连接端类型 End Connection: 螺纹或承插焊连接端 Threaded or Socket-Welded Type
- ★ 明杆支架, 阀盖螺栓连接 Outside Screw & Yoke, Bolted Bonnet
- ★ 缩径 / 全径 Reduce Bore / Full Bore
- ★ 升杆式 / 非上升手轮 Rising Stem / Non-Rising Handwheel

截止阀 Globe Valve



德沃斯锻钢截止阀有三种阀盖设计形式：

- (1) 螺栓式阀盖，其阀体与阀盖用螺栓连接，缠绕式垫片(F304夹柔性石墨制造)或采用金属环连接密封；
- (2) 焊接式阀盖，其阀体与阀盖用螺栓连接，全焊密封；
- (3) 压力自紧式阀盖，其阀体与阀盖用螺栓连接，内压自密封环密封。

Dervos forged steel globe valve is available in three kinds of bonnet design:

- (1) Bolted Bonnet: The body and bonnet is connected by bolts with spiral wound gasket (304+graphite) or metal rings sealed;
- (2) Welded Bonnet: The body and bonnet is screwed and sealed by welding;
- (3) Pressure Sealed Bonnet: The body and bonnet is screwed and sealed by inside pressure self-sealed ring.

DERVOS

厦门德沃斯阀门科技股份有限公司
Xiamen Dervos Valves Industry Co., Ltd.



ExxonMobil's Forged Valve Supplier
埃克森美孚锻钢阀供应商

FORGED STEEL GLOBE VALVE – Outside Screw & Yoke, Bolted Bonnet

锻钢截止阀 – 明杆支架, 阀盖螺栓连接



材料标准 STANDARD MATERIALS

零件名称 PART NAMES	材料 MATERIALS
阀体 BODY	注释 NOTE①
阀盖 BONNET	注释 NOTE①
阀座 SEAT	ASTM A105+HF
阀瓣 DISC	ASTM A276 420
阀杆 STEM	ASTM A276 410
垫片 GASKET	304+GRAPHITE
手轮 HANDWHEEL	ASTM A197
填料 PACKING	GRAPHITE
压套 GLAND	ASTM A276 410

注释NOTE: ① A105, LF2, F5, F11, F22, F304(L), F316(L), F347, F321, F51, F55; Inconel, Monel, Hastelloy, etc.

技术参数 SPECIFICATIONS

- (1) 设计制造标准 Design & Manufacture Conform to: API 602, BS5352, ASME B16.34/B16.11/B1.20.1/B16.25
- (2) 阀门尺寸 Valve Size: 1/2"–4" (3) 应用等级 Applicable Rating: Class 150LB ~ 1500LB
- (4) 温度等级 Temperature Rating: Up to 500°C
- (5) 结构特征 Structure Features:

- ★连接端类型 End Connection: 螺纹, 承插焊或对焊连接端 Threaded, Socket-Welded or Butt-Welded
- ★明杆支架, 阀盖螺栓连接 Outside Screw & Yoke, Bolted Bonnet
- ★缩径 / 全径 Reduce Bore / Full Bore
- ★非升杆式 / 上升手轮 Non-Rising Stem / Rising Handwheel



等级 CLASS	压力试验 (A105) PRESSURE TEST (A105)			
	壳体 SHELL (psig)	上密封 BACKSEAT (psig)	阀座 SEAT (psig)	
	水 WATER	水 WATER	空气 AIR	水 WATER
150LB	450	325		325
300LB	1125	825		825
600LB	2225	1650		1650
800LB	2975	2175		2175
900LB	3350	2450		2450
1500LB	5575	4100		4100

FORGED STEEL GLOBE VALVE – Outside Screw & Yoke, Welded Bonnet

锻钢截止阀 – 明杆支架, 阀盖焊接连接



材料标准 STANDARD MATERIALS

零件名称 PART NAMES	材料 MATERIALS
阀体 BODY	注释 NOTE①
阀盖 BONNET	注释 NOTE①
阀座 SEAT	ASTM A105+HF
阀瓣 DISC	ASTM A276 420
阀杆 STEM	ASTM A276 410
手轮 HANDWHEEL	ASTM A197
填料 PACKING	GRAPHITE
压套 GLAND	ASTM A276 410

注释NOTE: ① A105, LF2, F5, F11, F22, F304(L), F316(L), F347, F321, F51, F55; Inconel, Monel, Hastelloy, etc.

技术参数 SPECIFICATIONS

- (1) 设计制造标准 Design & Manufacture Conform to: API 602, BS5352, ASME B16.34/B16.11/B1.20.1/B16.25
- (2) 阀门尺寸 Valve Size: 1/2"–4" (3) 应用等级 Applicable Rating: Class 150LB ~ 1500LB
- (4) 温度等级 Temperature Rating: Up to 500°C
- (5) 结构特征 Structure Features:

- ★连接端类型 End Connection: 螺纹, 承插焊或对焊连接端 Threaded, Socket-Welded or Butt-Welded
- ★明杆支架, 阀盖焊接连接 Outside Screw & Yoke, Welded Bonnet
- ★缩径 / 全径 Reduce Bore / Full Bore
- ★非升杆式 / 上升手轮 Non-Rising Stem / Rising Handwheel



等级 CLASS	压力试验 (A105) PRESSURE TEST (A105)			
	壳体 SHELL (psig)	上密封 BACKSEAT (psig)	阀座 SEAT (psig)	
	水 WATER	水 WATER	空气 AIR	水 WATER
150LB	450	325		325
300LB	1125	825		825
600LB	2225	1650		1650
800LB	2975	2175		2175
900LB	3350	2450		2450
1500LB	5575	4100		4100
2500LB	9275	6800		6800

FORGED STEEL Y-GLOBE VALVE – Outside Screw & Yoke, Bolted Bonnet
锻钢Y型截止阀 – 明杆支架, 阀盖螺栓连接



材料标准 STANDARD MATERIALS

零件名称 PART NAMES	材料 MATERIALS
阀体 BODY	注释 NOTE①
阀盖 BONNET	注释 NOTE①
阀座 SEAT	ASTM A105+HF
阀瓣 DISC	ASTM A276 420
阀杆 STEM	ASTM A276 410
垫片 GASKET	304+GRAPHITE
手轮 HANDWHEEL	ASTM A197
填料 PACKING	GRAPHITE
压套 GLAND	ASTM A276 410

注释NOTE: ① A105; LF2; F5; F11; F22; F304(L); F316(L); F347; F321; F51; F55; Inconel; Monel; Hastelloy; etc.



压力试验 (A105) PRESSURE TEST (A105)				
磅级 CLASS	壳体 SHELL (psig)	上密封 BACKSEAT (psig)	阀座 SEAT (psig)	
	水 WATER	水 WATER	空气 AIR	水 WATER
150LB	450	325	-	325
300LB	1125	825	-	825
600LB	2225	1650	-	1650
800LB	2975	2175	-	2175
900LB	3350	2450	-	2450
1500LB	5575	4100	-	4100

技术参数 SPECIFICATIONS

- 设计制造标准 Design & Manufacture Conform to: API 602, BS5352, ASME B16.34/B16.11/B1.20.1/B16.25
- 阀门尺寸 Valve Size: 1/2"–4" (3) 应用等级 Applicable Rating: Class 150LB ~ 1500LB
- 温度等级 Temperature Rating: Up to 500°C
- 结构特征 Structure Features:
 - ★连接端类型 End Connection: 螺纹, 承插焊或对焊连接端 Threaded, Socket-Welded or Butt-Welded
 - ★明杆支架, 阀盖螺栓连接 Outside Screw & Yoke, Bolted Bonnet
 - ★缩径 / 全径 Reduce Bore / Full Bore
 - ★非升杆式 / 上升手轮 Non-Rising Stem / Rising Handwheel

FORGED STEEL Y-GLOBE VALVE – Outside Screw & Yoke, Welded Bonnet
锻钢Y型截止阀 – 明杆支架, 阀盖焊接连接



材料标准 STANDARD MATERIALS

零件名称 PART NAMES	材料 MATERIALS
阀体 BODY	注释 NOTE①
阀盖 BONNET	注释 NOTE①
阀座 SEAT	ASTM A105+HF
阀瓣 DISC	ASTM A276 420
阀杆 STEM	ASTM A276 410
手轮 HANDWHEEL	ASTM A197
填料 PACKING	GRAPHITE
压套 GLAND	ASTM A276 410

注释NOTE: ① A105; LF2; F5; F11; F22; F304(L); F316(L); F347; F321; F51; F55; Inconel; Monel; Hastelloy; etc.



压力试验 (A105) PRESSURE TEST (A105)				
磅级 CLASS	壳体 SHELL (psig)	上密封 BACKSEAT (psig)	阀座 SEAT (psig)	
	水 WATER	水 WATER	空气 AIR	水 WATER
150LB	450	325	-	325
300LB	1125	825	-	825
600LB	2225	1650	-	1650
800LB	2975	2175	-	2175
900LB	3350	2450	-	2450
1500LB	5575	4100	-	4100
2500LB	9275	6800	-	6800

技术参数 SPECIFICATIONS

- 设计制造标准 Design & Manufacture Conform to: API 602, BS5352, ASME B16.34/B16.11/B1.20.1/B16.25
- 阀门尺寸 Valve Size: 1/2"–4" (3) 应用等级 Applicable Rating: Class 150LB ~ 2500LB
- 温度等级 Temperature Rating: Up to 500°C
- 结构特征 Structure Features:
 - ★连接端类型 End Connection: 螺纹, 承插焊或对焊连接端 Threaded, Socket-Welded or Butt-Welded
 - ★明杆支架, 阀盖焊接连接 Outside Screw & Yoke, Welded Bonnet
 - ★缩径 / 全径 Reduce Bore / Full Bore
 - ★非升杆式 / 上升手轮 Non-Rising Stem / Rising Handwheel

FORGED STEEL GLOBE VALVE – Outside Screw & Yoke, Bolted Bonnet
锻钢截止阀 – 明杆支架, 阀盖螺栓连接



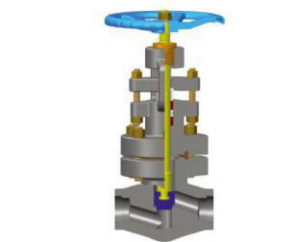
材料标准 STANDARD MATERIALS

零件名称 PART NAMES	材料 MATERIALS
阀体 BODY	注释 NOTE①
阀盖 BONNET	注释 NOTE①
阀座 SEAT	ASTM A105+HF
阀瓣 DISC	ASTM A276 420
阀杆 STEM	ASTM A276 410
环垫 R-RING	304SS
手轮 HANDWHEEL	ASTM A197
填料 PACKING	GRAPHITE
压套 GLAND	ASTM A276 410

注释NOTE: ① A105; LF2; F5; F11; F22; F304(L); F316(L); F347; F321; F51; F55; Inconel; Monel; Hastelloy; etc.

技术参数 SPECIFICATIONS

- 设计制造标准 Design & Manufacture Conform to: API 602, BS5352, ASME B16.34/B16.11/B1.20.1/B16.25
- 阀门尺寸 Valve Size: 1/2"–4" (3) 应用等级 Applicable Rating: Class 1500LB ~ 2500LB
- 温度等级 Temperature Rating: Up to 500°C
- 结构特征 Structure Features:
 - ★连接端类型 End Connection: 螺纹, 承插焊或对焊连接端 Threaded, Socket-Welded or Butt-Welded
 - ★明杆支架, 阀盖螺栓连接 Outside Screw & Yoke, Bolted Bonnet
 - ★缩径 / 全径 Reduce Bore / Full Bore
 - ★非升杆式 / 上升手轮 Non-Rising Stem / Rising Handwheel



压力试验 (A105) PRESSURE TEST (A105)				
磅级 CLASS	壳体 SHELL (psig)	上密封 BACKSEAT (psig)	阀座 SEAT (psig)	
	水 WATER	水 WATER	空气 AIR	水 WATER
1500LB	5575	4100	-	4100
2500LB	9275	6800	-	6800

FORGED STEEL GLOBE VALVE – Outside Screw & Yoke, Pressure-Seal Bonnet
锻钢截止阀 – 明杆支架, 压力自紧式密封阀盖



材料标准 STANDARD MATERIALS

零件名称 PART NAMES	材料 MATERIALS
阀体 BODY	注释 NOTE①
阀盖 BONNET	注释 NOTE①
阀座 SEAT	ASTM A105+HF
阀瓣 DISC	ASTM A276 420
阀杆 STEM	ASTM A276 410
密封阀座 P.S SEAT	304SS
手轮 HANDWHEEL	ASTM A197
填料 PACKING	GRAPHITE
压套 GLAND	ASTM A276 410

注释NOTE: ① A105; LF2; F5; F11; F22; F304(L); F316(L); F347; F321; F51; F55; Inconel; Monel; Hastelloy; etc.

技术参数 SPECIFICATIONS

- 设计制造标准 Design & Manufacture Conform to: API 602, BS5352, ASME B16.34/B16.11/B1.20.1/B16.25
- 阀门尺寸 Valve Size: 1/2"–4" (3) 应用等级 Applicable Rating: Class 1500LB ~ 2500LB
- 温度等级 Temperature Rating: Up to 500°C
- 结构特征 Structure Features:
 - ★连接端类型 End Connection: 螺纹, 承插焊或对焊连接端 Threaded, Socket-Welded or Butt-Welded
 - ★明杆支架, 压力自紧式密封阀盖 Outside Screw & Yoke, Pressure-Seal Bonnet
 - ★缩径 / 全径 Reduce Bore / Full Bore
 - ★非升杆式 / 上升手轮 Non-Rising Stem / Rising Handwheel



压力试验 (A105) PRESSURE TEST (A105)				
磅级 CLASS	壳体 SHELL (psig)	上密封 BACKSEAT (psig)	阀座 SEAT (psig)	
	水 WATER	水 WATER	空气 AIR	水 WATER
1500LB	5575	4100	-	4100
2500LB	9275	6800	-	6800

FORGED STEEL FLANGED GLOBE VALVE – Outside Screw & Yoke, Bolted Bonnet
锻钢法兰连接截止阀 – 明杆支架, 阀盖螺栓连接



材料标准 STANDARD MATERIALS

零件名称 PART NAMES	材料 MATERIALS
阀体 BODY	注释 NOTE①
阀盖 BONNET	注释 NOTE①
阀座 SEAT	ASTM A105+HF
阀瓣 DISC	ASTM A276 420
阀杆 STEM	ASTM A276 410
垫片 GASKET	304+GRAPHITE
手轮 HANDWHEEL	ASTM A197
填料 PACKING	GRAPHITE
压套 GLAND	ASTM A276 410

注释NOTE: ① A105; LF2; F5; F11; F22; F304(L); F316(L); F347; F321; F51; F55; Inconel; Monel; Hastelloy; etc.



压力试验 (A105) PRESSURE TEST (A105)				
磅级 CLASS	壳体 SHELL (psig)	上密封 BACKSEAT (psig)	阀座 SEAT (psig)	
	水 WATER	水 WATER	空气 AIR	水 WATER
150LB	450	325		325
300LB	1125	825		825
600LB	2225	1650		1650
800LB	2975	2175		2175
900LB	3350	2450		2450
1500LB	5575	4100		4100

技术参数 SPECIFICATIONS

- 设计制造标准 Design & Manufacture Conform to: API 602, BS5352, ASME B16.34/B16.5
- 阀门尺寸 Valve Size: 1/2"-4" (3) 应用等级 Applicable Rating: Class 150LB ~ 1500LB
- 温度等级 Temperature Rating: Up to 500°C
- 结构特征 Structure Features:
 - ★ 连接端类型 End Connection: 法兰连接端 Flanged Type
 - ★ 明杆支架, 阀盖螺栓连接 Outside Screw & Yoke, Bolted Bonnet
 - ★ 缩径 Reduce Bore
 - ★ 非升杆式 / 上升手轮 Non-Rising Stem / Rising Handwheel

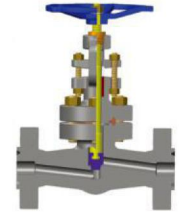
FORGED STEEL FLANGED GLOBE VALVE – Outside Screw & Yoke, Bolted Bonnet
锻钢法兰连接截止阀 – 明杆支架, 阀盖螺栓连接



材料标准 STANDARD MATERIALS

零件名称 PART NAMES	材料 MATERIALS
阀体 BODY	注释 NOTE①
阀盖 BONNET	注释 NOTE①
阀座 SEAT	ASTM A105+HF
阀瓣 DISC	ASTM A276 420
阀杆 STEM	ASTM A276 410
环垫 R-RING	304SS
手轮 HANDWHEEL	ASTM A197
填料 PACKING	GRAPHITE
压套 GLAND	ASTM A276 410

注释NOTE: ① A105; LF2; F5; F11; F22; F304(L); F316(L); F347; F321; F51; F55; Inconel; Monel; Hastelloy; etc.



技术参数 SPECIFICATIONS

- 设计制造标准 Design & Manufacture Conform to: API 602, BS5352, ASME B16.34/B16.5
- 阀门尺寸 Valve Size: 1/2"-4" (3) 应用等级 Applicable Rating: Class 1500LB ~ 2500LB
- 温度等级 Temperature Rating: Up to 500°C
- 结构特征 Structure Features:
 - ★ 连接端类型 End Connection: 法兰连接端 Flanged Type
 - ★ 明杆支架, 阀盖螺栓连接 Outside Screw & Yoke, Bolted Bonnet
 - ★ 缩径 Reduce Bore
 - ★ 非升杆式 / 上升手轮 Non-Rising Stem / Rising Handwheel

压力试验 (A105) PRESSURE TEST (A105)				
磅级 CLASS	壳体 SHELL (psig)	上密封 BACKSEAT (psig)	阀座 SEAT (psig)	
	水 WATER	水 WATER	空气 AIR	水 WATER
1500LB	5575	4100		4100
2500LB	9275	6800		6800

FORGED STEEL FLANGED GLOBE VALVE – Outside Screw & Yoke, Bolted Bonnet
锻钢法兰连接截止阀 – 明杆支架, 阀盖螺栓连接



材料标准 STANDARD MATERIALS

零件名称 PART NAMES	材料 MATERIALS
阀体 BODY	注释 NOTE①
阀盖 BONNET	注释 NOTE①
阀座 SEAT	ASTM A105+HF
阀瓣 DISC	ASTM A276 420
阀杆 STEM	ASTM A276 410
垫片 GASKET	304+GRAPHITE
手轮 HANDWHEEL	ASTM A197
填料压套 GLAND PACKING	GRAPHITE
压套 GLAND	ASTM A276 410

注释NOTE: ① A105; LF2; F5; F11; F22; F304(L); F316(L); F347; F321; F51; F55; Inconel; Monel; Hastelloy; etc.



压力试验 (A105) PRESSURE TEST (A105)				
磅级 CLASS	壳体 SHELL (psig)	上密封 BACKSEAT (psig)	阀座 SEAT (psig)	
	水 WATER	水 WATER	空气 AIR	水 WATER
150LB	450	325		325
300LB	1125	825		825
600LB	2225	1650		1650
800LB	2975	2175		2175
900LB	3350	2450		2450
1500LB	5575	4100		4100

技术参数 SPECIFICATIONS

- 设计制造标准 Design & Manufacture Conform to: API 602, BS5352, ASME B16.34/B16.5
- 阀门尺寸 Valve Size: 1/2"-4" (3) 应用等级 Applicable Rating: Class 150LB ~ 1500LB
- 温度等级 Temperature Rating: Up to 500°C
- 结构特征 Structure Features:
 - ★ 连接端类型 End Connection: 法兰连接端 Flanged Type
 - ★ 明杆支架, 阀盖螺栓连接 Outside Screw & Yoke, Bolted Bonnet
 - ★ 缩径 Reduce Bore
 - ★ 非升杆式 / 上升手轮 Non-Rising Stem / Rising Handwheel

FORGED STEEL CRYOGENIC GLOBE VALVE – Outside Screw & Yoke, Bolted Bonnet
锻钢低温截止阀 – 明杆支架, 阀盖螺栓连接



材料标准 STANDARD MATERIALS

零件名称 PART NAMES	材料 MATERIALS
阀体 BODY	注释 NOTE①
阀盖 BONNET	注释 NOTE①
阀座 SEAT	ASTM A276 304(L)/316(L)+HF
阀瓣 DISC	ASTM A276 304(L)/316(L)
阀杆 STEM	ASTM A276 304(L)/316(L)
垫片 GASKET	304+GRAPHITE
手轮 HANDWHEEL	ASTM A197
填料 PACKING	GRAPHITE
压套 GLAND	ASTM A276 304(L)/316(L)

注释NOTE: ① F304(L); F316(L).



技术参数 SPECIFICATIONS

- 设计制造标准 Design & Manufacture Conform to: API 602, BS6364, MSS SP-134, ASME B16.34/B16.11/B1.20.1/B16.25
- 阀门尺寸 Valve Size: 1/2"-4" (3) 应用等级 Applicable Rating: Class 150LB ~ 1500LB
- 温度等级 Temperature Rating: Down to -196°C
- 结构特征 Structure Features:
 - ★ 连接端类型 End Connection: 螺纹, 承插焊或对焊连接端 Threaded, Socket-Welded or Butt-Welded
 - ★ 加长盖 Long Extended Bonnet
 - ★ 操作: 手轮 Actuator: Handwheel
 - ★ 卸压设计 (压力平衡设计) Pressure Relief Design (Pressure Balance Design)
 - ★ 防火 / 防静电设计 Fire Safety / Anti-static Design
 - ★ 上升手轮 Rising Handwheel

FORGED STEEL FLANGED CRYOGENIC GLOBE VALVE – Outside Screw & Yoke, Bolted Bonnet
锻钢法兰连接低温截止阀 – 明杆支架, 阀盖螺栓连接



材料标准 STANDARD MATERIALS

零件名称 PART NAMES	材料 MATERIALS
阀体 BODY	注释 NOTE①
阀盖 BONNET	注释 NOTE①
阀座 SEAT	ASTM A276 304(L)/316(L)+HF
阀瓣 DISC	ASTM A276 304(L)/316(L)
阀杆 STEM	ASTM A276 304(L)/316(L)
垫片 GASKET	304+GRAPHITE
手轮 HANDWHEEL	ASTM A197
填料 PACKING	GRAPHITE
压套 GLAND	ASTM A276 304(L)/316(L)

注释NOTE: ① F304(L), F316(L).



技术参数 SPECIFICATIONS

- (1) 设计制造标准 Design & Manufacture Conform to: API 602, BS6364, MSS SP-134, ASME B16.34/B16.5
- (2) 阀门尺寸 Valve Size: 1/2"-4" (3) 应用等级 Applicable Rating: Class 150LB ~ 1500LB
- (4) 温度等级 Temperature Rating: Down to -196°C
- (6) 结构特征 Structure Features:
 - ★ 连接端类型 End Connection: 法兰连接端 Flanged Type
 - ★ 加长盖 Long Extended Bonnet
 - ★ 操作: 手轮 Actuator: Handwheel
 - ★ 卸压设计 (压力平衡设计) Pressure Relief Design (Pressure Balance Design)
 - ★ 防火 / 防静电设计 Fire Safety / Anti-static Design
 - ★ 上升手轮 Rising Handwheel

FORGED STEEL BELLOWS GLOBE VALVE – Outside Screw & Yoke, Bolted Bonnet
锻钢波纹管截止阀 – 明杆支架, 阀盖螺栓连接



材料标准 STANDARD MATERIALS

零件名称 PART NAMES	材料 MATERIALS
阀体 BODY	注释 NOTE①
阀盖 BONNET	注释 NOTE①
阀座 SEAT	ASTM A105+HF
阀瓣 DISC	ASTM A276 420
阀杆 STEM	ASTM A276 410
垫片 GASKET	304+GRAPHITE
手轮 HANDWHEEL	ASTM A197
填料 PACKING	GRAPHITE
压套 GLAND	ASTM A276 410
波纹管 BELLOWS	ASTM A240 316

注释NOTE: ① A105; LF2; F5; F11; F22; F304(L); F316(L); F347; F321; F51; F55; Inconel; Monel; Hastelloy; etc.



技术参数 SPECIFICATIONS

- (1) 设计制造标准 Design & Manufacture Conform to: API 602, MSS-SP 117, ASME B16.34/B16.11/B1.20.1/B16.25
- (2) 阀门尺寸 Valve Size: 1/2"-4" (3) 应用等级 Applicable Rating: Class 150LB ~ 800LB
- (4) 温度等级 Temperature Rating: Up to 500°C (5) 波纹管测试压力 Bellows Test Pressure: 80 psig
- (6) 结构特征 Structure Features:
 - ★ 连接端类型 End Connection: 螺纹, 承插焊或对焊连接端 Threaded, Socket-Welded or Butt-Welded
 - ★ 明杆支架, 阀盖螺栓连接 Outside Screw & Yoke, Bolted Bonnet
 - ★ 缩径 Reduce Bore
 - ★ 升杆式/非上升手轮 Rising Stem / Non-Rising Handwheel

FORGED STEEL BELLOWS GLOBE VALVE – Outside Screw & Yoke, Welded Bonnet
锻钢波纹管截止阀 – 明杆支架, 阀盖焊接连接



材料标准 STANDARD MATERIALS

零件名称 PART NAMES	材料 MATERIALS
阀体 BODY	注释 NOTE①
阀盖 BONNET	注释 NOTE①
阀座 SEAT	ASTM A105+HF
阀瓣 DISC	ASTM A276 420
阀杆 STEM	ASTM A276 410
垫片 GASKET	304+GRAPHITE
手轮 HANDWHEEL	ASTM A197
填料 PACKING	GRAPHITE
压套 GLAND	ASTM A276 410
波纹管 BELLOWS	ASTM A240 316

注释NOTE: ① A105; LF2; F5; F11; F22; F304(L); F316(L); F347; F321; F51; F55; Inconel; Monel; Hastelloy; etc.



技术参数 SPECIFICATIONS

- (1) 设计制造标准 Design & Manufacture Conform to: API 602, MSS-SP 117, ASME B16.34/B16.11/B1.20.1/B16.25
- (2) 阀门尺寸 Valve Size: 1/2"-4" (3) 应用等级 Applicable Rating: Class 150LB ~ 800LB
- (4) 温度等级 Temperature Rating: Up to 500°C (5) 波纹管测试压力 Bellows Test Pressure: 80 psig
- (6) 结构特征 Structure Features:
 - ★ 连接端类型 End Connection: 螺纹, 承插焊或对焊连接端 Threaded, Socket-Welded or Butt-Welded
 - ★ 明杆支架, 阀盖焊接连接 Outside Screw & Yoke, Welded Bonnet
 - ★ 缩径 Reduce Bore
 - ★ 升杆式/非上升手轮 Rising Stem / Non-Rising Handwheel

FORGED STEEL FLANGED BELLOWS GLOBE VALVE – Outside Screw & Yoke, Bolted Bonnet
锻钢法兰连接波纹管截止阀 – 明杆支架, 阀盖螺栓连接



材料标准 STANDARD MATERIALS

零件名称 PART NAMES	材料 MATERIALS
阀体 BODY	注释 NOTE①
阀盖 BONNET	注释 NOTE①
阀座 SEAT	ASTM A105+HF
闸板 WEDGE	ASTM A276 420
阀杆 STEM	ASTM A276 410
垫片 GASKET	304+GRAPHITE
手轮 HANDWHEEL	ASTM A197
填料 PACKING	304+GRAPHITE
压套 GLAND	ASTM A276 410
波纹管 BELLOWS	ASTM A240 316

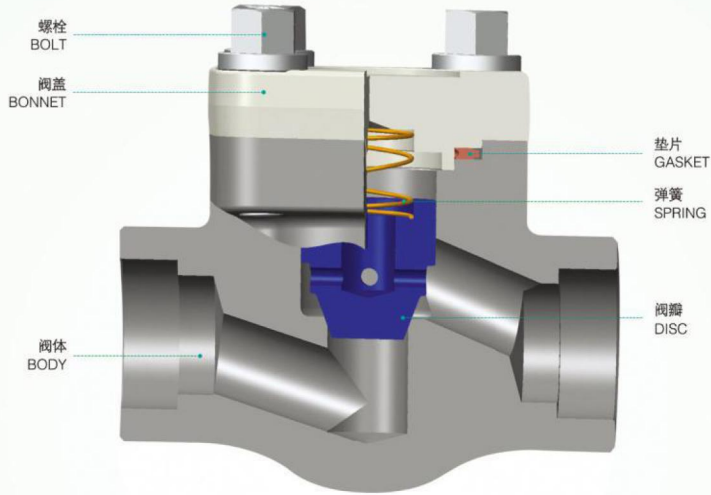
注释NOTE: ① A105; LF2; F5; F11; F22; F304(L); F316(L); F347; F321; F51; F55; Inconel; Monel; Hastelloy; etc.



技术参数 SPECIFICATIONS

- (1) 设计制造标准 Design & Manufacture Conform to: API 602, MSS-SP 117, ASME B16.34/B16.5
- (2) 阀门尺寸 Valve Size: 1/2"-4" (3) 应用等级 Applicable Rating: Class 150LB ~ 600LB
- (4) 温度等级 Temperature Rating: Up to 500°C (5) 波纹管测试压力 Bellows Test Pressure: 80 psig
- (6) 结构特征 Structure Features:
 - ★ 连接端类型 End Connection: 法兰连接端 Flanged Type
 - ★ 明杆支架, 阀盖螺栓连接 Outside Screw & Yoke, Bolted Bonnet
 - ★ 缩径 Reduce Bore
 - ★ 升杆式/非上升手轮 Rising Stem / Non-Rising Handwheel

止回阀 Check Valve



德沃斯锻钢止回阀有三种阀盖设计形式：

- (1) 螺栓式阀盖，其阀体与阀盖用螺栓连接，缠绕式垫片(304夹柔性石墨制造)密封。根据客户要求可采用金属环连接；
 - (2) 焊接式阀盖，其阀体与阀盖用螺纹连接，全焊密封；
 - (3) 压力自紧式阀盖，其阀体与阀盖用螺纹连接，内压自密封环密封。
- 锻钢止回阀存在三种不同的设计结构，它们是升降式止回阀、球式止回阀和旋启式止回阀。

Dervos forged steel check valve is available in three kinds of bonnet designs:

- (1) Bolted Bonnet: The body and bonnet is connected by bolts with spiral wound gasket (304+graphite) or metal rings sealed. Metal ring connected is available on customer's request;
- (2) Welded Bonnet: The body and bonnet is screwed and sealed by welding;
- (3) Pressure Sealed Bonnet: The body and bonnet is screwed and sealed by inside pressure self-sealed ring.

The check valves are designed with three different kinds of structure. They are Lift Check Valve, Ball Check Valve and Swing Check Valve.

DERVOS

厦门德沃斯阀门科技股份有限公司
Xiamen Dervos Valves Industry Co., Ltd.



ExxonMobil's Forged Valve Supplier
埃克森美孚锻钢阀供应商

FORGED STEEL LIFT CHECK VALVE – Bolted Cover

锻钢升降式止回阀 – 螺栓固定盖

材料标准 STANDARD MATERIALS




零件名称 PART NAMES	材料 MATERIALS
阀体 BODY	注释 NOTE①
阀盖 BONNET	注释 NOTE①
阀座 SEAT	ASTM A105+HF
阀瓣 DISC	ASTM A276 420
垫片 GASKET	304+GRAPHITE
螺栓 COVER BOLT	ASTM A193 B7

注释NOTE: ① A105, LF2, F5, F11, F22, F304(L), F316(L), F347, F321, F51, F55; Inconel; Monel; Hastelloy, etc.

技术参数 SPECIFICATIONS

- (1) 设计制造标准 Design & Manufacture Conform to: API 602, BS5352, ASME B16.34/B16.11/B1.20.1/B16.25
- (2) 阀门尺寸 Valve Size: 1/2"~4" (3) 应用等级 Applicable Rating: Class 150LB ~ 1500LB
- (4) 温度等级 Temperature Rating: Up to 500°C
- (5) 结构特征 Structure Features:

- ★ 连接端类型 End Connection: 螺纹, 承插焊或对焊连接端 Threaded, Socket-Welded or Butt-Welded
- ★ 螺栓固定盖 Bolted Cover
- ★ 缩径 / 全径 Reduce Bore / Full Bore



等级 CLASS	压力试验 (A105) PRESSURE TEST (A105)			
	壳体 SHELL (psig)	上密封 BACKSEAT (psig)	阀座 SEAT (psig)	
	水 WATER	水 WATER	空气 AIR	水 WATER
150LB	450			325
300LB	1125			825
600LB	2225			1650
800LB	2975			2175
900LB	3350			2450
1500LB	5575			4100

FORGED STEEL LIFT CHECK VALVE – Welded Cover

锻钢升降式止回阀 – 阀盖焊接连接

材料标准 STANDARD MATERIALS



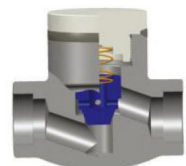
零件名称 PART NAMES	材料 MATERIALS
阀体 BODY	注释 NOTE①
阀盖 BONNET	注释 NOTE①
阀座 SEAT	ASTM A105+HF
阀瓣 DISC	ASTM A276 420

注释NOTE: ① A105, LF2, F5, F11, F22, F304(L), F316(L), F347, F321, F51, F55; Inconel; Monel; Hastelloy, etc.

技术参数 SPECIFICATIONS

- (1) 设计制造标准 Design & Manufacture Conform to: API 602, BS5352, ASME B16.34/B16.11/B1.20.1/B16.25
- (2) 阀门尺寸 Valve Size: 1/2"~4" (3) 应用等级 Applicable Rating: Class 150LB ~ 2500LB
- (4) 温度等级 Temperature Rating: Up to 500°C
- (5) 结构特征 Structure Features:

- ★ 连接端类型 End Connection: 螺纹, 承插焊或对焊连接端 Threaded, Socket-Welded or Butt-Welded
- ★ 阀盖焊接连接 Welded Cover
- ★ 缩径 / 全径 Reduce Bore / Full Bore



等级 CLASS	压力试验 (A105) PRESSURE TEST (A105)			
	壳体 SHELL (psig)	上密封 BACKSEAT (psig)	阀座 SEAT (psig)	
	水 WATER	水 WATER	空气 AIR	水 WATER
150LB	450			325
300LB	1125			825
600LB	2225			1650
800LB	2975			2175
900LB	3350			2450
1500LB	5575			4100
2500LB	9275			6800

FORGED STEEL LIFT CHECK VALVE – Pressure-Seal Cover


锻钢升降式止回阀 – 压力自紧式密封阀盖

材料标准 STANDARD MATERIALS



零件名称 PART NAMES	材料 MATERIALS
阀体 BODY	注释 NOTE①
阀盖 BONNET	注释 NOTE①
阀座 SEAT	ASTM A105+HF
阀瓣 DISC	ASTM A276 420
密封阀座 P.S SEAT	304SS

注释NOTE: ① A105, LF2; F5; F11; F22; F304(L); F316(L); F347; F321; F51; F55; Inconel; Monel; Hastelloy, etc.



技术参数 SPECIFICATIONS

- (1) 设计制造标准 Design & Manufacture Conform to: API 602, BS5352, ASME B16.34/B16.11/B1.20.1/B16.25
- (2) 阀门尺寸 Valve Size: 1/2"~4"
- (3) 应用等级 Applicable Rating: Class 1500LB ~ 2500LB
- (4) 温度等级 Temperature Rating: Up to 500°C
- (5) 结构特征 Structure Features:

- ★ 连接端类型 End Connection: 螺纹, 承插焊或对焊连接端 Threaded, Socket-Welded or Butt-Welded
- ★ 压力自紧式密封阀盖 Pressure-Seal Cover
- ★ 缩径 / 全径 Reduce Bore / Full Bore

压力试验 (A105) PRESSURE TEST (A105)				
磅级 CLASS	壳体 SHELL (psig)	上密封 BACKSEAT (psig)	阀座 SEAT (psig)	
	水 WATER	水 WATER	空气 AIR	水 WATER
1500LB	5575	-	-	4100
2500LB	9275	-	-	6800

FORGED STEEL LIFT CHECK VALVE – Bolted Cover

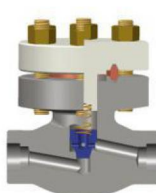
锻钢升降式止回阀 – 螺栓固定盖

材料标准 STANDARD MATERIALS



零件名称 PART NAMES	材料 MATERIALS
阀体 BODY	注释 NOTE①
阀盖 BONNET	注释 NOTE①
阀座 SEAT	ASTM A105+HF
阀瓣 DISC	ASTM A276 420
环垫 R-RING	304SS
螺栓 COVER BOLT	ASTM A193 B7

注释NOTE: ① A105, LF2; F5; F11; F22; F304(L); F316(L); F347; F321; F51; F55; Inconel; Monel; Hastelloy, etc.



技术参数 SPECIFICATIONS

- (1) 设计制造标准 Design & Manufacture Conform to: API 602, BS5352, ASME B16.34/B16.11/B1.20.1/B16.25
- (2) 阀门尺寸 Valve Size: 1/2"~2"
- (3) 应用等级 Applicable Rating: Class 1500LB ~ 2500LB
- (4) 温度等级 Temperature Rating: Up to 500°C
- (5) 结构特征 Structure Features:

- ★ 连接端类型 End Connection: 螺纹, 承插焊或对焊连接端 Threaded, Socket-Welded or Butt-Welded
- ★ 螺栓固定盖 Bolted Cover
- ★ 缩径 / 全径 Reduce Bore / Full Bore

压力试验 (A105) PRESSURE TEST (A105)				
磅级 CLASS	壳体 SHELL (psig)	上密封 BACKSEAT (psig)	阀座 SEAT (psig)	
	水 WATER	水 WATER	空气 AIR	水 WATER
1500LB	5575	-	-	4100
2500LB	9275	-	-	6800

FORGED STEEL BALL CHECK VALVE – Bolted Cover

锻钢球式止回阀 – 螺栓固定盖

材料标准 STANDARD MATERIALS



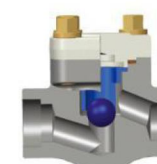
零件名称 PART NAMES	材料 MATERIALS
阀体 BODY	注释 NOTE①
阀盖 BONNET	注释 NOTE①
阀座 SEAT	ASTM A105+HF
球体 BALL	ASTM A276 316
垫片 GASKET	304+GRAPHITE
螺栓 COVER BOLT	ASTM A193 B7

注释NOTE: ① A105, LF2; F5; F11; F22; F304(L); F316(L); F347; F321; F51; F55; Inconel; Monel; Hastelloy, etc.

技术参数 SPECIFICATIONS

- (1) 设计制造标准 Design & Manufacture Conform to: API 602, BS5352, ASME B16.34/B16.11/B1.20.1/B16.25
- (2) 阀门尺寸 Valve Size: 1/2"~4"
- (3) 应用等级 Applicable Rating: Class 150LB ~ 1500LB
- (4) 温度等级 Temperature Rating: Up to 500°C
- (5) 结构特征 Structure Features:

- ★ 连接端类型 End Connection: 螺纹, 承插焊或对焊连接端 Threaded, Socket-Welded or Butt-Welded
- ★ 螺栓固定盖 Bolted Cover
- ★ 缩径 / 全径 Reduce Bore / Full Bore



压力试验 (A105) PRESSURE TEST (A105)				
磅级 CLASS	壳体 SHELL (psig)	上密封 BACKSEAT (psig)	阀座 SEAT (psig)	
	水 WATER	水 WATER	空气 AIR	水 WATER
150LB	450	-	-	325
300LB	1125	-	-	825
600LB	2225	-	-	1650
800LB	2975	-	-	2175
900LB	3350	-	-	2450
1500LB	5575	-	-	4100

FORGED STEEL Y-CHECK VALVE – Bolted Cover

锻钢Y型止回阀 – 螺栓固定盖

材料标准 STANDARD MATERIALS




零件名称 PART NAMES	材料 MATERIALS
阀体 BODY	注释 NOTE①
阀盖 BONNET	注释 NOTE①
阀座 SEAT	ASTM A105+HF
阀瓣 DISC	ASTM A276 420
垫片 GASKET	304+GRAPHITE
螺栓 COVER BOLT	ASTM A193 B7

注释NOTE: ① A105, LF2; F5; F11; F22; F304(L); F316(L); F347; F321; F51; F55; Inconel; Monel; Hastelloy, etc.

技术参数 SPECIFICATIONS

- (1) 设计制造标准 Design & Manufacture Conform to: API 602, BS5352, ASME B16.34/B16.11/B1.20.1/B16.25
- (2) 阀门尺寸 Valve Size: 1/2"~4"
- (3) 应用等级 Applicable Rating: Class 150LB ~ 1500LB
- (4) 温度等级 Temperature Rating: Up to 500°C
- (5) 结构特征 Structure Features:

- ★ 连接端类型 End Connection: 螺纹, 承插焊或对焊连接端 Threaded, Socket-Welded or Butt-Welded
- ★ 螺栓固定盖 Bolted Cover
- ★ 缩径 / 全径 Reduce Bore / Full Bore



压力试验 (A105) PRESSURE TEST (A105)				
磅级 CLASS	壳体 SHELL (psig)	上密封 BACKSEAT (psig)	阀座 SEAT (psig)	
	水 WATER	水 WATER	空气 AIR	水 WATER
150LB	450	-	-	325
300LB	1125	-	-	825
600LB	2225	-	-	1650
800LB	2975	-	-	2175
900LB	3350	-	-	2450
1500LB	5575	-	-	4100

FORGED STEEL Y-CHECK VALVE – Welded Cover

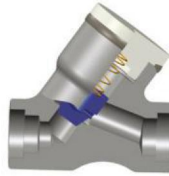
锻钢Y型止回阀 – 阀盖焊接连接



材料标准 STANDARD MATERIALS

零件名称 PART NAMES	材料 MATERIALS
阀体 BODY	注释 NOTE①
阀盖 BONNET	注释 NOTE①
阀座 SEAT	ASTM A105+HF
阀瓣 DISC	ASTM A276 420

注释NOTE: ① A105, LF2, F5, F11, F22, F304(L), F316(L), F347, F321, F51, F55; Inconel; Monel; Hastelloy, etc.



压力试验 (A105) PRESSURE TEST (A105)				
磅级 CLASS	壳体 SHELL (psig)	上密封 BACKSEAT (psig)	阀座 SEAT (psig)	
	水 WATER	水 WATER	空气 AIR	水 WATER
150LB	450			325
300LB	1125			825
600LB	2225			1650
800LB	2975	-	-	2175
900LB	3350			2450
1500LB	5575			4100
2500LB	9275			6800

技术参数 SPECIFICATIONS

- 设计制造标准 Design & Manufacture Conform to: API 602, BS5352, ASME B16.34/B16.11/B1.20.1/B16.25
- 阀门尺寸 Valve Size: 1/2"~4" (3) 应用等级 Applicable Rating: Class 150LB ~ 2500LB
- 温度等级 Temperature Rating: Up to 500°C
- 结构特征 Structure Features:
 - ★ 连接端类型 End Connection: 螺纹, 承插焊或对焊连接端 Threaded, Socket-Welded or Butt-Welded
 - ★ 阀盖焊接连接 Welded Cover
 - ★ 缩径 / 全径 Reduce Bore / Full Bore

FORGED STEEL FLANGED LIFT CHECK VALVE – Bolted Cover

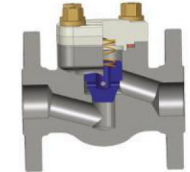
锻钢法兰连接升降式止回阀 – 螺栓固定盖



材料标准 STANDARD MATERIALS

零件名称 PART NAMES	材料 MATERIALS
阀体 BODY	注释 NOTE①
阀盖 BONNET	注释 NOTE①
阀座 SEAT	ASTM A105+HF
阀瓣 DISC	ASTM A276 420
垫片 GASKET	304+GRAPHITE
螺栓 COVER BOLT	ASTM A193 B7

注释NOTE: ① A105, LF2, F5, F11, F22, F304(L), F316(L), F347, F321, F51, F55; Inconel; Monel; Hastelloy, etc.



压力试验 (A105) PRESSURE TEST (A105)				
磅级 CLASS	壳体 SHELL (psig)	上密封 BACKSEAT (psig)	阀座 SEAT (psig)	
	水 WATER	水 WATER	空气 AIR	水 WATER
150LB	450			325
300LB	1125			825
600LB	2225			1650
800LB	2975	-	-	2175
900LB	3350			2450
1500LB	5575			4100

技术参数 SPECIFICATIONS

- 设计制造标准 Design & Manufacture Conform to: API 602, BS5352, ASME B16.34/B16.5
- 阀门尺寸 Valve Size: 1/2"~4" (3) 应用等级 Applicable Rating: Class 150LB ~ 1500LB
- 温度等级 Temperature Rating: Up to 500°C
- 结构特征 Structure Features:
 - ★ 连接端类型 End Connection: 法兰连接端 Flanged Type
 - ★ 螺栓固定盖 Bolted Cover
 - ★ 缩径 Reduce Bore

FORGED STEEL Y-TYPE STRAINER VALVE – Bolted Cover

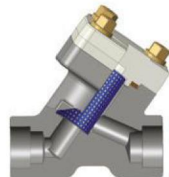
锻钢Y型过滤器 – 螺栓固定盖



材料标准 STANDARD MATERIALS

零件名称 PART NAMES	材料 MATERIALS
阀体 BODY	注释 NOTE①
阀盖 BONNET	注释 NOTE①
垫片 GASKET	304+GRAPHITE
螺栓 COVER BOLT	ASTM A193 B7
滤网 FILTER SCREEN	ASTM A240 304

注释NOTE: ① A105, LF2, F5, F11, F22, F304(L), F316(L), F347, F321, F51, F55; Inconel; Monel; Hastelloy, etc.



压力试验 (A105) PRESSURE TEST (A105)				
磅级 CLASS	壳体 SHELL (psig)	上密封 BACKSEAT (psig)	阀座 SEAT (psig)	
	水 WATER	水 WATER	空气 AIR	水 WATER
150LB	450			
300LB	1125			
600LB	2225			
800LB	2975	-	-	-
900LB	3350			
1500LB	5575			

技术参数 SPECIFICATIONS

- 设计制造标准 Design & Manufacture Conform to: API 602, BS5352, ASME B16.34/B16.11/B1.20.1/B16.25
- 阀门尺寸 Valve Size: 1/2"~4" (3) 应用等级 Applicable Rating: Class 150LB ~ 1500LB
- 温度等级 Temperature Rating: Up to 500°C
- 结构特征 Structure Features:
 - ★ 连接端类型 End Connection: 螺纹, 承插焊或对焊连接端 Threaded, Socket-Welded or Butt-Welded
 - ★ 螺栓固定盖 Bolted Cover
 - ★ 缩径 / 全径 Reduce Bore / Full Bore

FORGED STEEL FLANGED LIFT CHECK VALVE – Bolted Cover

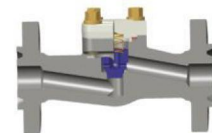
锻钢法兰连接升降式止回阀 – 螺栓固定盖



材料标准 STANDARD MATERIALS

零件名称 PART NAMES	材料 MATERIALS
阀体 BODY	注释 NOTE①
阀盖 BONNET	注释 NOTE①
阀座 SEAT	ASTM A105+HF
阀瓣 DISC	ASTM A276 420
垫片 GASKET	304+GRAPHITE
螺栓 COVER BOLT	ASTM A193 B7

注释NOTE: ① A105, LF2, F5, F11, F22, F304(L), F316(L), F347, F321, F51, F55; Inconel; Monel; Hastelloy, etc.



压力试验 (A105) PRESSURE TEST (A105)				
磅级 CLASS	壳体 SHELL (psig)	上密封 BACKSEAT (psig)	阀座 SEAT (psig)	
	水 WATER	水 WATER	空气 AIR	水 WATER
150LB	450			325
300LB	1125			825
600LB	2225			1650
800LB	2975	-	-	2175
900LB	3350			2450
1500LB	5575			4100

技术参数 SPECIFICATIONS

- 设计制造标准 Design & Manufacture Conform to: API 602, BS5352, ASME B16.34/B16.5
- 阀门尺寸 Valve Size: 1/2"~4" (3) 应用等级 Applicable Rating: Class 150LB ~ 1500LB
- 温度等级 Temperature Rating: Up to 500°C
- 结构特征 Structure Features:
 - ★ 连接端类型 End Connection: 法兰连接端 Flanged Type
 - ★ 螺栓固定盖 Bolted Cover
 - ★ 缩径 Reduce Bore

FORGED STEEL FLANGED LIFT CHECK VALVE – Bolted Cover

锻钢法兰连接升降式止回阀 – 螺栓固定盖

材料标准 STANDARD MATERIALS

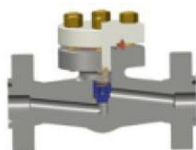
零件名称 PART NAMES	材料 MATERIALS
阀体 BODY	注释 NOTE①
阀盖 BONNET	注释 NOTE①
阀座 SEAT	ASTM A105+HF
阀瓣 DISC	ASTM A276 420
环垫 R-RING	304SS
螺栓 COVER BOLT	ASTM A193 B7

注释NOTE: ① A105; LF2; F5; F11; F22; F304(L); F316(L); F347; F321; F51; F56; Inconel; Monel; Hastelloy; etc.

技术参数 SPECIFICATIONS

- (1) 设计制造标准 Design & Manufacture Conform to: API 602, BS5352, ASME B16.34/B16.15
 (2) 阀门尺寸 Valve Size: 1/2"–4" (3) 应用等级 Applicable Rating: Class 1500LB – 2500LB
 (4) 温度等级 Temperature Rating: Up to 500°C
 (5) 结构特征 Structure Features:
 ★ 连接端类型 End Connection: 法兰连接端 Flanged Type ★ 螺栓固定盖 Bolted Cover
 ★ 缩径 Reduce Bore

压力试验 (A105) PRESSURE TEST (A105)				
等级 CLASS	壳体 SHELL (psig) 水 WATER	上密封 BACKSEAT (psig) 水 WATER	阀座 SEAT (psig) 空气 AIR	阀盖 SEAT (psig) 水 WATER
1500LB	5575	-	-	4100
2500LB	9275	-	-	6800



FORGED STEEL SWING CHECK VALVE – Bolted Cover

锻钢旋启式止回阀 – 螺栓固定盖

材料标准 STANDARD MATERIALS

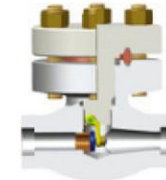
零件名称 PART NAMES	材料 MATERIALS
阀体 BODY	注释 NOTE①
阀盖 BONNET	注释 NOTE①
阀座 SEAT	ASTM A276 410+HF
阀瓣 DISC	ASTM A276 420
垫片 GASKET	304SS
螺栓 COVER BOLT	ASTM A193 B7
摇臂 ROCKER	ASTM A351 CF8

注释NOTE: LF2; F5; F11; F22; F304(L); F316(L); F347; F321; F51; F56; Inconel; Monel; Hastelloy; etc.

技术参数 SPECIFICATIONS

- (1) 设计制造标准 Design & Manufacture Conform to: API 602, BS5352, ASME B16.34/B16.11/B1.20, 1/B16.25
 (2) 阀门尺寸 Valve Size: 1/2"–4" (3) 应用等级 Applicable Rating: Class 1500LB – 2500LB
 (4) 温度等级 Temperature Rating: Up to 500°C
 (5) 结构特征 Structure Features:
 ★ 连接端类型 End Connection: 螺纹, 承插焊或对焊连接端 Threaded, Socket-Welded or Butt-Welded
 ★ 螺栓固定盖 Bolted Cover ★ 缩径 / 全径 Reduce Bore / Full Bore

压力试验 (A105) PRESSURE TEST (A105)				
等级 CLASS	壳体 SHELL (psig) 水 WATER	上密封 BACKSEAT (psig) 水 WATER	阀座 SEAT (psig) 空气 AIR	阀盖 SEAT (psig) 水 WATER
1500LB	5575	-	-	4100
2500LB	9275	-	-	6800



FORGED STEEL SWING CHECK VALVE – Bolted Cover

锻钢旋启式止回阀 – 螺栓固定盖

材料标准 STANDARD MATERIALS

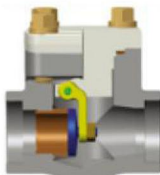
零件名称 PART NAMES	材料 MATERIALS
阀体 BODY	注释 NOTE①
阀盖 BONNET	注释 NOTE①
阀座 SEAT	ASTM A276 410+HF
阀瓣 DISC	ASTM A276 420
垫片 GASKET	304+GRAPHITE
螺栓 COVER BOLT	ASTM A193 B7
摇臂 ROCKER	ASTM A351 CF8

注释NOTE: ① A105; LF2; F5; F11; F22; F304(L); F316(L); F347; F321; F51; F56; Inconel; Monel; Hastelloy; etc.

技术参数 SPECIFICATIONS

- (1) 设计制造标准 Design & Manufacture Conform to: API 602, BS5352, ASME B16.34/B16.11/B1.20, 1/B16.25
 (2) 阀门尺寸 Valve Size: 1/2"–4" (3) 应用等级 Applicable Rating: Class 150LB – 1500LB
 (4) 温度等级 Temperature Rating: Up to 500°C
 (5) 结构特征 Structure Features:
 ★ 连接端类型 End Connection: 螺纹, 承插焊或对焊连接端 Threaded, Socket-Welded or Butt-Welded
 ★ 螺栓固定盖 Bolted Cover ★ 缩径 / 全径 Reduce Bore / Full Bore

压力试验 (A105) PRESSURE TEST (A105)				
等级 CLASS	壳体 SHELL (psig) 水 WATER	上密封 BACKSEAT (psig) 水 WATER	阀座 SEAT (psig) 空气 AIR	阀盖 SEAT (psig) 水 WATER
150LB	450	-	-	325
300LB	1125	-	-	625
600LB	2225	-	-	1650
800LB	2975	-	-	2175
900LB	3350	-	-	2450
1500LB	5575	-	-	4100



FORGED STEEL SWING CHECK VALVE – Pressure-Seal Cover

锻钢旋启式止回阀 – 压力自紧式密封阀盖

材料标准 STANDARD MATERIALS

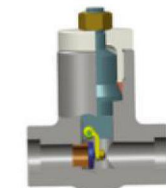
零件名称 PART NAMES	材料 MATERIALS
阀体 BODY	注释 NOTE①
阀盖 BONNET	注释 NOTE①
阀座 SEAT	ASTM A276 410+HF
阀瓣 DISC	ASTM A276 420
密封阀座 P.S SEAT	304SS
摇臂 ROCKER	ASTM A351 CF8

注释NOTE: ① A105; LF2; F5; F11; F22; F304(L); F316(L); F347; F321; F51; F56; Inconel; Monel; Hastelloy; etc.

技术参数 SPECIFICATIONS

- (1) 设计制造标准 Design & Manufacture Conform to: API 602, BS5352, ASME B16.34/B16.11/B1.20, 1/B16.25
 (2) 阀门尺寸 Valve Size: 1/2"–4" (3) 应用等级 Applicable Rating: Class 1500LB – 2500LB
 (4) 温度等级 Temperature Rating: Up to 500°C
 (5) 结构特征 Structure Features:
 ★ 连接端类型 End Connection: 螺纹, 承插焊或对焊连接端 Threaded, Socket-Welded or Butt-Welded
 ★ 压力自紧式密封阀盖 Pressure-Seal Cover ★ 缩径 / 全径 Reduce Bore / Full Bore

压力试验 (A105) PRESSURE TEST (A105)				
等级 CLASS	壳体 SHELL (psig) 水 WATER	上密封 BACKSEAT (psig) 水 WATER	阀座 SEAT (psig) 空气 AIR	阀盖 SEAT (psig) 水 WATER
1500LB	5575	-	-	4100
2500LB	9275	-	-	6800



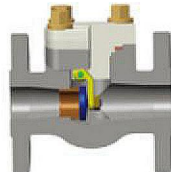
FORGED STEEL FLANGED SWING CHECK VALVE – Bolted Cover

锻钢法兰连接旋启式止回阀 – 螺栓固定盖

材料标准 STANDARD MATERIALS

零件名称 PART NAMES	材料 MATERIALS
阀体 BODY	注释 NOTE①
阀盖 BONNET	注释 NOTE①
阀座 SEAT	ASTM A276 410+HF
阀瓣 DISC	ASTM A276 420
垫片 GASKET	304+GRAPHITE
螺栓 COVER BOLT	ASTM A193 B7
摇臂 ROCKER	ASTM A351 CF8

注释NOTE: ① A105; LF2; F5; F11; F22; F304(L); F316(L); F347; F321; F51; F55; Inconel; Monel; Hastelloy, etc.



压力试验 (A105) PRESSURE TEST (A105)				
等级 CLASS	壳体 SHELL (psig)	上密封 BACKSEAT (psig)	阀座 SEAT (psig)	
	水 WATER	水 WATER	空气 AIR	水 WATER
150LB	450			325
300LB	1125			825
600LB	2225			1650
800LB	2975			2175
900LB	3350			2450
1500LB	5575			4100

技术参数 SPECIFICATIONS

- 设计制造标准 Design & Manufacture Conform to: API 602, BS5352, ASME B16.34/B16.5
- 阀门尺寸 Valve Size: 1/2"–4" (3) 应用等级 Applicable Rating: Class 150LB – 1500LB
- 温度等级 Temperature Rating: Up to 500°C
- 结构特征 Structure Features:
 - ★ 连接端类型 End Connection: 法兰连接端 Flanged Type
 - ★ 螺栓固定盖 Bolted Cover
 - ★ 缩径 Reduce Bore

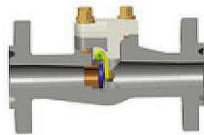
FORGED STEEL FLANGED SWING CHECK VALVE – Bolted Cover

锻钢法兰连接旋启式止回阀 – 螺栓固定盖

材料标准 STANDARD MATERIALS

零件名称 PART NAMES	材料 MATERIALS
阀体 BODY	注释 NOTE①
阀盖 BONNET	注释 NOTE①
阀座 SEAT	ASTM A276 410+HF
阀瓣 DISC	ASTM A276 420
垫片 GASKET	304+GRAPHITE
螺栓 COVER BOLT	ASTM A193 B7
摇臂 ROCKER	ASTM A351 CF8

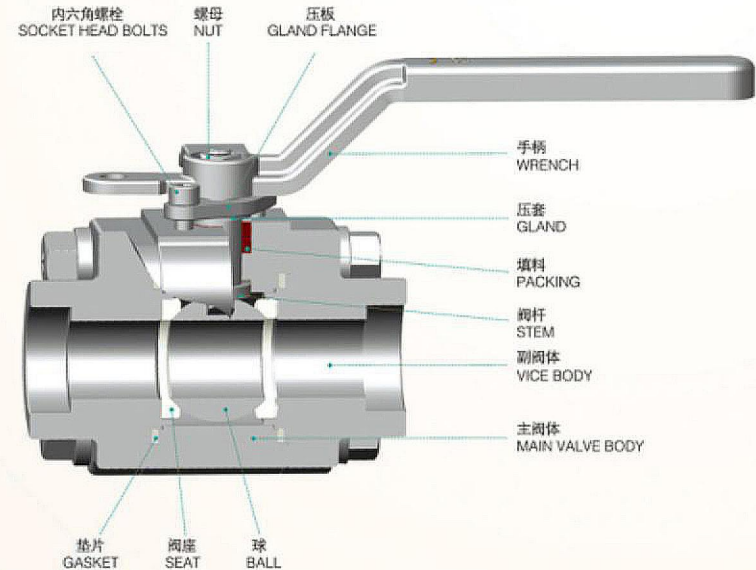
注释NOTE: ① A105; LF2; F5; F11; F22; F304(L); F316(L); F347; F321; F51; F55; Inconel; Monel; Hastelloy, etc.



压力试验 (A105) PRESSURE TEST (A105)				
等级 CLASS	壳体 SHELL (psig)	上密封 BACKSEAT (psig)	阀座 SEAT (psig)	
	水 WATER	水 WATER	空气 AIR	水 WATER
150LB	450			325
300LB	1125			825
600LB	2225			1650
800LB	2975			2175
900LB	3350			2450
1500LB	5575			4100

技术参数 SPECIFICATIONS

- 设计制造标准 Design & Manufacture Conform to: API 602, BS5352, ASME B16.34/B16.5
- 阀门尺寸 Valve Size: 1/2"–4" (3) 应用等级 Applicable Rating: Class 150LB – 1500LB
- 温度等级 Temperature Rating: Up to 500°C
- 结构特征 Structure Features:
 - ★ 连接端类型 End Connection: 法兰连接端 Flanged Type
 - ★ 螺栓固定盖 Bolted Cover
 - ★ 缩径 Reduce Bore



德沃斯锻钢球阀有两种设计形式：

- 二片式设计，其中部螺纹连接，以RPTFE或PEEK密封；
- 三片式设计，中部用螺栓连接。根据所选的阀座与垫片和填料的材料不同，适应不同的工作温度和介质。

Dervos forged steel ball valve is available in two different kinds of structure:

- 2 Piece structure: Threaded bonnet, RPTFE or PEEK sealed;
- 3 Piece structure: Bolted bonnet, different kinds of material for seats, gaskets and packing can be chosen according to different using conditions.

FORGED STEEL SIDE ENTRY BALL VALVE – Free Floating Ball (3 Piece)

锻钢侧入口球阀 – 三片式自由浮动式



材料标准 STANDARD MATERIALS

零件名称 PART NAMES	材料 MATERIALS
阀体 BODY	注释 NOTE①
阀盖 BONNET	注释 NOTE①
阀座 SEAT	R-PTFE
球体 BALL	ASTM A276 316
阀杆 STEM	ASTM A276 316
垫片 GASKET	316+GRAPHITE
上密封垫片 BACK SEAT GASKET	PTFE
填料 PACKING	GRAPHITE
手柄 WRENCH	CARBON STEEL

注释NOTE: ① A105, LF2, F5, F11, F22, F304(L), F316(L), F347, F321, F51, F55, Inconel, Monel, Hastelloy, etc.



压力试验 (A105) PRESSURE TEST (A105)				
等级 CLASS	壳体 SHELL (psig)		阀座 SEAT (psig)	
	水 WATER	空气 AIR	水 WATER	空气 AIR
150LB	450			325
300LB	1125			825
600LB	2225		90	1650
800LB	2975			2175
900LB	3350			2450
1500LB	5575			4100

技术参数 SPECIFICATIONS

- (1) 设计制造标准 Design & Manufacture Conform to: API 608, BS5351, ASME B16.34/B16.11/B1.20.1/B16.25
 (2) 阀门尺寸 Valve Size: 1/2"-4" (3) 应用等级 Applicable Rating: Class 150LB – 1500LB
 (4) 温度等级 Temperature Rating: Up to 250°C
 (5) 结构特征 Structure Features: ★3片式体 3 Piece Body
 ★连接端类型 End Connection: 螺纹, 承插焊或对焊连接端 Threaded, Socket-Welded or Butt-Welded
 ★自由浮动式 Floating Ball Type ★口径/全径 Reduce Bore / Full Bore
 ★防火结构 Fire Safety Construction (API 607) ★手动操作 Manual Operating

FORGED STEEL SIDE ENTRY BALL VALVE – Free Floating Ball (2 Piece)

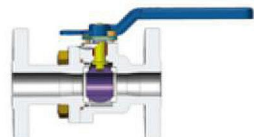
锻钢侧入口球阀 – 两片式自由浮动式



材料标准 STANDARD MATERIALS

零件名称 PART NAMES	材料 MATERIALS
阀体 BODY	注释 NOTE①
阀盖 BONNET	注释 NOTE①
阀座 SEAT	R-PTFE
球体 BALL	ASTM A276 316
阀杆 STEM	ASTM A276 316
垫片 GASKET	316+GRAPHITE
上密封垫片 BACK SEAT GASKET	PTFE
填料 PACKING	GRAPHITE
手柄 WRENCH	CARBON STEEL

注释NOTE: ① A105, LF2, F5, F11, F22, F304(L), F316(L), F347, F321, F51, F55, Inconel, Monel, Hastelloy, etc.



压力试验 (A105) PRESSURE TEST (A105)				
等级 CLASS	壳体 SHELL (psig)		阀座 SEAT (psig)	
	水 WATER	空气 AIR	水 WATER	空气 AIR
150LB	450			325
300LB	1125			825
600LB	2225		90	1650
800LB	2975			2175
900LB	3350			2450
1500LB	5575			4100

技术参数 SPECIFICATIONS

- (1) 设计制造标准 Design & Manufacture Conform to: API 608, BS5351, ASME B16.34/B16.11/B1.20.1/B16.25
 (2) 阀门尺寸 Valve Size: 1/2"-4" (3) 应用等级 Applicable Rating: Class 150LB – 1500LB
 (4) 温度等级 Temperature Rating: Up to 250°C
 (5) 结构特征 Structure Features:
 ★2片式体 2 Piece Body ★连接端类型 End Connection: 法兰连接端 Flanged Type
 ★自由浮动式 Floating Ball Type ★口径/全径 Reduce Bore / Full Bore
 ★防火结构 Fire Safety Construction (API 607) ★手动操作 Manual Operating

FORGED STEEL SIDE ENTRY BALL VALVE – Free Floating Ball (3 Piece)

锻钢侧入口球阀 – 三片式自由浮动式



材料标准 STANDARD MATERIALS

零件名称 PART NAMES	材料 MATERIALS
阀体 BODY	注释 NOTE①
阀盖 BONNET	注释 NOTE①
阀座 SEAT	ASTM A276 316+STL
球体 BALL	ASTM A276 316+STL
阀杆 STEM	ASTM A276 316
垫片 GASKET	316+GRAPHITE
上密封垫片 BACK SEAT GASKET	PTFE
填料 PACKING	GRAPHITE
手柄 WRENCH	CARBON STEEL

注释NOTE: ① A105, LF2, F5, F11, F22, F304(L), F316(L), F347, F321, F51, F55, Inconel, Monel, Hastelloy, etc.



压力试验 (A105) PRESSURE TEST (A105)				
等级 CLASS	壳体 SHELL (psig)		阀座 SEAT (psig)	
	水 WATER	空气 AIR	水 WATER	空气 AIR
150LB	450			325
300LB	1125			825
600LB	2225		90	1650
800LB	2975			2175
900LB	3350			2450
1500LB	5575			4100

技术参数 SPECIFICATIONS

- (1) 设计制造标准 Design & Manufacture Conform to: API 608, BS5351, ASME B16.34/B16.11/B1.20.1/B16.25
 (2) 阀门尺寸 Valve Size: 1/2"-4" (3) 应用等级 Applicable Rating: Class 150LB – 1500LB
 (4) 温度等级 Temperature Rating: Up to 500°C
 (5) 结构特征 Structure Features: ★3片式体 3 Piece Body
 ★连接端类型 End Connection: 螺纹, 承插焊或对焊连接端 Threaded, Socket-Welded or Butt-Welded
 ★自由浮动式 Floating Ball Type ★口径/全径 Reduce Bore / Full Bore
 ★防火结构 Fire Safety Construction (API 607) ★手动操作 Manual Operating

FORGED STEEL SIDE ENTRY CRYOGENIC BALL VALVE – Free Floating Ball (3 Piece)

锻钢侧入口低温球阀 – 三片式自由浮动式



材料标准 STANDARD MATERIALS

零件名称 PART NAMES	材料 MATERIALS
阀体 BODY	注释 NOTE①
阀盖 BONNET	注释 NOTE①
阀座 SEAT	PCTFE
球体 BALL	ASTM A276 316
阀杆 STEM	ASTM A276 316
垫片 GASKET	316+GRAPHITE
上密封垫片 BACK SEAT GASKET	PCTFE
填料 PACKING	GRAPHITE
手柄 WRENCH	CARBON STEEL

注释NOTE: ① A105, LF2, F5, F11, F22, F304(L), F316(L), F347, F321, F51, F55, Inconel, Monel, Hastelloy, etc.



压力试验 (A105) PRESSURE TEST (A105)				
等级 CLASS	壳体 SHELL (psig)		阀座 SEAT (psig)	
	水 WATER	空气 AIR	水 WATER	空气 AIR
150LB	450			325
300LB	1125			825
600LB	2225		90	1650
800LB	2975			2175
900LB	3350			2450
1500LB	5575			4100
2500LB	9275			6800

技术参数 SPECIFICATIONS

- (1) 设计制造标准 Design & Manufacture Conform to: API 608, BS5351, ASME B16.34/B16.11/B1.20.1/B16.25
 (2) 阀门尺寸 Valve Size: 1/2"-4" (3) 应用等级 Applicable Rating: Class 150LB – 2500LB
 (4) 温度等级 Temperature Rating: Down To -196°C
 (5) 结构特征 Structure Features: ★3片式体 3 Piece Body
 ★连接端类型 End Connection: 螺纹, 承插焊或对焊连接端 Threaded, Socket-Welded or Butt-Welded
 ★自由浮动式 Floating Ball Type ★口径/全径 Reduce Bore / Full Bore
 ★防火结构 Fire Safety Construction (API 607) ★手动操作 Manual Operating

FORGED STEEL SIDE ENTRY BALL VALVE – Free Floating Ball (3 Piece)

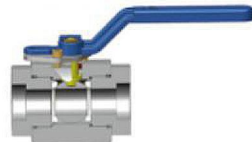
锻钢侧入口球阀 – 三片式自由浮动式



材料标准 STANDARD MATERIALS

零件名称 PART NAMES	材料 MATERIALS
阀体 BODY	注释 NOTE①
阀盖 BONNET	注释 NOTE①
阀座 SEAT	R-PTFE
球体 BALL	ASTM A276 316
阀杆 STEM	ASTM A276 316
O型密封圈 O-RING	NBR
上密封垫片 BACK SEAT GASKET	PTFE
填料 PACKING	GRAPHITE
手柄 WRENCH	CARBON STEEL

注释NOTE: ① A105, LF2, F5, F11, F22, F304(L), F316(L), F347, F321, F51, F55; Inconel, Monel, Hastelloy; etc.



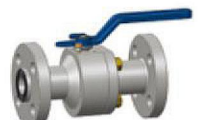
压力试验 (A105) PRESSURE TEST (A105)			
等级 CLASS	壳体 SHELL (psig)	上密封 BACKSEAT (psig)	阀座 SEAT (psig)
	水 WATER	水 WATER	空气 AIR / 水 WATER
150LB	450		325
300LB	1125		825
600LB	2225		1650
800LB	2975	-	90
900LB	3350		2450
1500LB	5575		4100
2500LB	9275		6800

技术参数 SPECIFICATIONS

- (1) 设计制造标准 Design & Manufacture Conform to: API 608, BS5351, ASME B16.34/B16.11/B1.20.1/B16.25
(2) 阀门尺寸 Valve Size: 1/2"–4" (3) 应用等级 Applicable Rating: Class 150LB – 2500LB
(4) 温度等级 Temperature Rating: Up to 250°C
- (5) 结构特征 Structure Features: ★3片式体 3 Piece Body
★连接端类型 End Connection: 螺纹, 承插焊或对焊连接 Threading, Socket-Welded or Butt-Welded
★自由浮动式 Floating Ball Type ★缩径/全径 Reduce Bore / Full Bore
★防火结构 Fire Safety Construction (API 607) ★手动操作 Manual Operating

FORGED STEEL SIDE ENTRY BALL VALVE – Free Floating Ball (2 Piece)

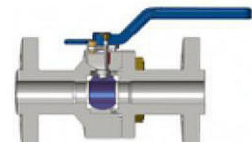
锻钢侧入口球阀 – 两片式自由浮动式



材料标准 STANDARD MATERIALS

零件名称 PART NAMES	材料 MATERIALS
阀体 BODY	注释 NOTE①
阀盖 BONNET	注释 NOTE①
阀座 SEAT	R-PTFE
球体 BALL	ASTM A276 316
阀杆 STEM	ASTM A276 316
O型密封圈 O-RING	NBR
上密封垫片 BACK SEAT GASKET	PTFE
填料 PACKING	GRAPHITE
手柄 WRENCH	CARBON STEEL

注释NOTE: ① A105, LF2, F5, F11, F22, F304(L), F316(L), F347, F321, F51, F55; Inconel, Monel, Hastelloy C; etc.



压力试验 (A105) PRESSURE TEST (A105)			
等级 CLASS	壳体 SHELL (psig)	上密封 BACKSEAT (psig)	阀座 SEAT (psig)
	水 WATER	水 WATER	空气 AIR / 水 WATER
150LB	450		325
300LB	1125		825
600LB	2225		1650
800LB	2975	-	90
900LB	3350		2450
1500LB	5575		4100
2500LB	9275		6800

技术参数 SPECIFICATIONS

- (1) 设计制造标准 Design & Manufacture Conform to: API 608, BS5351, ASME B16.34/B16.11/B1.20.1/B16.25
(2) 阀门尺寸 Valve Size: 1/2"–4" (3) 应用等级 Applicable Rating: Class 150LB – 2500LB
(4) 温度等级 Temperature Rating: Up to 250°C
- (5) 结构特征 Structure Features:
★2片式体 2 Piece Body ★连接端类型 End Connection: 法兰连接 Flanged Type
★自由浮动式 Floating Ball Type ★缩径/全径 Reduce Bore / Full Bore
★防火结构 Fire Safety Construction (API 607) ★手动操作 Manual Operating

位号对照表 Number Chart

示例: 闸阀, 1", 800LB, 阀盖螺栓连接, 承插焊连接, 阀体材料A105, 内件NO.8
Example: Gate, 1", 800LB, Bolted Bonnet, Socket-Welded, Body material A105, Trim NO.8

G	25	8	B	S	A105	8
①	②	③	④	⑤	⑥	⑦

① 阀门类型 Valve Type

类型 Type	闸阀 Gate Valve	截止阀 Globe Valve	升降式止回阀 Lift Check Valve	旋启式止回阀 Swing Check Valve	Y型截止阀 Y-Globe Valve	Y型止回阀 Y-Check Valve	球阀 Ball Valve	过滤器 Strainer
代号 Code	G	GL	P	S	YGL	YB	Q	R

② 阀门尺寸 Valve size

英寸 Inch	1/4"	3/8"	1/2"	3/4"	1"	1 1/4"	1 1/2"	2"	2 1/2"	3"	4"
代号 Code	8	10	15	20	25	32	40	50	65	80	100

③ 公称压力 Nominal Pressure

等级 Class	150	300	600	800	900	1500	2500
代号 Code	1	3	6	8	9	15	25

④ 结构形式 Structural Type

类型 Type	阀盖螺栓连接 Bolted Bonnet	阀盖焊接连接 Welded Bonnet	自密封连接 Pressure-Seal Bonnet
代号 Code	B	W	P

⑤ 端部类型 End Connection

类型 Type	承插焊连接 Socket-Welded	螺纹连接 Threaded	对焊连接 Butt-Welded	螺纹承插焊连接 Threaded x Socket-Welded	凸面法兰 Rise Flange	RTJ法兰 RTJ Flange
代号 Code	S	T	B	ST	R	J

⑥ 阀体材料 Body Material

A105	LF2	F11	F22	F91	F304	F304L	F316/F316L	其他
------	-----	-----	-----	-----	------	-------	------------	----

⑦ 内件材料 Trim Material

密封材料代号 Surface Material Code	阀座密封面 Seat Surface	阀盖密封面 Seat Surface	阀杆 Stem
1	A276 420	A276 410	A276 410
2	A276 304	A276 304	A276 304
2H	CoCrA	CoCrA	A276 304
2S	A276 304	CoCrA	A276 304
5	CoCrA	CoCrA	A276 410
8	A276 420	CoCrA	A276 410
9	Monel	Monel	Monel
10	A276 316	A276 316	A276 316
10H	CoCrA	CoCrA	A276 316
11	Monel	CoCrA	Monel
12	A276 316	CoCrA	A276 316
13	Alloy 20	Alloy 20	Alloy 20
14	Alloy 20	Alloy 20+CoCrA	Alloy 20